

# Prices for Securities Traded as of 01/12/2020

Printed 01/12/2020 16:32:18.018

## PRICES FOR EQUITY SECURITIES TRADED ON 01/12/2020

S/N	COMPANY	PCLOSE	OOPEN	OPEN	HIGH	LOW	%SPREAD	OCLOSE	CLOSE	CHANGE	%CHANGI	TRADES	VOLUME	VALUE
1	ABCTRANS	0.36	-	0.36	-	-	-	-	0.36	-	-	6	11,424	4,072.66
2	ACCESS	8.60	-	8.60	8.70	8.60	1.15	8.70	8.70	0.10	↑	222	43,368,357	376,476,921.75
3	AFRIPRUD	5.90	-	5.90	6.10	5.90	3.28	6.03	6.03	0.13	↑	62	2,012,942	12,023,848.49
4	AIICO	0.92	-	0.92	1.01	0.92	8.91	-	1.01	0.09	↑	68	7,577,324	7,394,946.15
5	AIRTELAFRI	588.50	-	588.50	-	-	-	-	588.50	-	-	41	6,381	4,012,972.50
6	ARDOVA	13.60	-	13.60	-	-	-	-	13.60	-	-	16	164,263	2,162,014.30
7	BERGER	7.35	-	7.35	-	-	-	-	7.35	-	-	2	7,001	49,007.20
8	BETAGLAS	55.40	-	55.40	-	-	-	-	55.40	-	-	4	8,973	493,078.70
9	BOCGAS	6.77	-	6.77	-	-	-	-	6.77	-	-	3	1,500	9,751.00
10	BUACEMENT	55.00	-	55.00	-	-	-	-	55.00	-	-	26	144,695	7,487,639.75
11	CADBURY	9.60	-	9.60	-	-	-	-	9.60	-	-	23	36,251	335,586.20
12	CAP	21.50	-	21.50	-	-	-	-	21.50	-	-	6	11,177	234,476.70
13	CAPHOTEL	2.42	-	2.42	-	-	-	-	2.42	-	-	1	5,000	11,000.00
14	CAVERTON	1.72	-	1.72	1.89	1.88	0.53	-	1.89	0.17	↑	23	564,678	1,058,759.42
15	CHAMPION	0.96	-	0.96	0.99	0.98	1.01	-	0.98	0.02	↑	7	2,002,543	1,963,644.72
16	CHAMS	0.23	-	0.23	0.25	0.22	12.00	0.25	0.25	0.02	↑	21	4,909,946	1,181,734.95
17	CHELLARAM	2.51	-	2.51	-	-	-	-	2.51	-	-	3	38	90.82
18	CHIPLC	0.31	-	0.31	0.29	0.28	3.45	-	0.28	-0.03	↓	6	1,600,214	452,062.06
19	CILEASING	4.95	-	4.95	-	-	-	-	4.95	-	-	3	7,170	31,997.00
20	CONOIL	20.85	-	20.85	-	-	-	-	20.85	-	-	11	58,318	1,113,145.00
21	CORNERST	0.60	-	0.60	0.58	0.54	6.90	-	0.54	-0.06	↓	14	1,808,290	1,000,744.60
22	CUSTODIAN	5.85	-	5.85	-	-	-	-	5.85	-	-	11	58,248	354,320.00
23	CUTIX	1.53	-	1.53	1.68	1.68	-	-	1.68	0.15	↑	12	467,322	785,100.96
24	DANGCEM	205.00	-	205.00	-	-	-	-	205.00	-	-	69	329,293	62,752,697.30
25	DANGSUGAR	19.70	-	19.70	19.75	19.50	1.27	-	19.75	0.05	↑	131	6,461,332	126,354,602.70

Prices for Securities Traded as of 01/12/2020

Printed 01/12/2020 16:32:18.018

S/N	COMPANY	PCLOSE	OOPEN	OPEN	HIGH	LOW	%SPREAD	OCLOSE	CLOSE	CHANGE	%CHANGI	TRADES	VOLUME	VALUE
26	EKOCORP	6.00	-	6.00	-	-	-	-	6.00	-	-	1	374	2,244.00
27	ETERNA	4.51	-	4.51	-	-	-	-	4.51	-	-	13	107,280	498,369.00
28	ETI	6.30	-	6.30	6.30	6.30	-	-	6.30	-	-	58	702,652	4,415,213.95
29	ETRANZACT	2.35	-	2.35	-	-	-	-	2.35	-	-	4	11,536	25,892.08
30	FBNH	7.20	-	7.20	7.30	7.10	2.74	7.20	7.20	-	-0.69	274	31,934,748	229,789,381.55
31	FCMB	3.33	-	3.33	3.30	3.20	3.03	-	3.21	-0.12	-3.60	67	8,490,081	27,214,420.22
32	FIDELITYBK	2.60	-	2.60	2.65	2.55	3.77	-	2.60	-	0.38	170	15,982,850	41,537,161.35
33	FIDSON	4.93	-	4.93	-	-	-	-	4.93	-	-	43	732,805	3,627,362.56
34	FLOURMILL	27.85	-	27.85	28.35	27.60	2.65	-	27.60	-0.25	-0.90	95	2,499,551	69,239,978.80
35	FTNCOCOA	0.25	-	0.25	0.23	0.23	-	-	0.23	-0.02	-8.00	8	1,055,000	243,381.80
36	GLAXOSMITH	6.60	-	6.60	6.65	6.60	0.75	-	6.65	0.05	0.76	33	965,413	6,430,817.30
37	GUARANTY	33.20	-	33.20	36.50	34.15	6.44	35.00	35.00	1.80	5.42	340	24,056,718	859,153,111.15
38	GUINNESS	18.90	-	18.90	18.35	18.35	-	-	18.35	-0.55	-2.91	83	658,994	12,129,811.20
39	HONYFLOUR	1.07	-	1.07	1.14	1.09	4.39	-	1.10	0.03	2.80	31	3,721,680	4,096,615.76
40	IKEJAHOTEL	1.10	-	1.10	-	-	-	-	1.10	-	-	3	18,839	20,078.45
41	INITSPCL	0.57	-	0.57	-	-	-	-	0.57	-	-	1	1,000	570.00
42	INTBREW	7.18	-	7.18	-	-	-	-	7.18	-	-	37	109,026	767,300.04
43	JAIZBANK	0.69	-	0.69	0.70	0.69	1.43	-	0.69	-	1.45	18	2,894,112	2,002,339.27
44	JAPAUOIL	0.26	-	0.26	0.26	0.26	-	-	0.26	-	-	24	2,594,653	673,514.70
45	JBERGER	18.50	-	18.50	-	-	-	-	18.50	-	-	36	306,325	5,422,758.60
46	LASACO	0.34	-	0.34	0.32	0.31	3.13	0.31	0.31	-0.03	-8.82	25	3,603,682	1,130,834.81
47	LEARNAFRCA	1.04	-	1.04	-	-	-	-	1.04	-	-	5	37,100	40,511.00
48	LINKASSURE	0.50	-	0.50	-	-	-	-	0.50	-	-	4	105,000	48,850.00
49	LIVESTOCK	1.30	-	1.30	1.33	1.25	6.02	-	1.30	-	-0.77	48	4,006,845	5,147,891.59
50	MANSARD	2.40	-	2.40	2.40	2.36	1.67	2.37	2.37	-0.03	-1.25	66	4,587,284	10,940,643.97

Prices for Securities Traded as of 01/12/2020

Printed 01/12/2020 16:32:18.018

S/N	COMPANY	PCLOSE	OOPEN	OPEN	HIGH	LOW	%SPREAD	OCLOSE	CLOSE	CHANGE	%CHANGI	TRADES	VOLUME	VALUE
51	MAYBAKER	3.40	-	3.40	-	-	-	-	3.40	-	-	32	431,232	1,436,819.45
52	MBENEFIT	0.23	0.23	0.23	0.23	0.21	8.70	-	0.21	-0.02	-8.70	51	24,434,500	5,155,841.00
53	MCNICHOLS	0.47	-	0.47	0.51	0.51	-	-	0.51	0.04	8.51	1	100,000	51,000.00
54	MOBIL	208.80	-	208.80	-	-	-	-	208.80	-	-	16	10,463	1,994,014.00
55	MRS	13.75	-	13.75	-	-	-	-	13.75	-	-	7	10,190	126,697.80
56	MTNN	155.20	-	155.20	155.00	155.00	-	-	155.00	-0.20	-0.13	118	417,719	64,962,330.00
57	MULTIVERSE	0.20	-	0.20	0.20	0.20	-	-	0.20	-	-	11	2,090,375	418,075.00
58	NAHCO	2.35	-	2.35	-	-	-	-	2.35	-	-	31	545,020	1,235,671.52
59	NASCON	16.00	-	16.00	-	-	-	-	16.00	-	-	12	26,055	422,630.00
60	NB	60.25	-	60.25	-	-	-	-	60.25	-	-	67	542,447	30,533,111.30
61	NCR	1.98	-	1.98	-	-	-	-	1.98	-	-	12	352,954	642,907.62
62	NEIMETH	2.44	-	2.44	-	-	-	-	2.44	-	-	13	146,450	375,243.24
63	NEM	2.55	-	2.55	2.55	2.55	-	-	2.55	-	-	8	306,874	781,742.54
64	NESTLE	1,400.00	-	1,400.00	-	-	-	-	1,400.00	-	-	45	237,620	332,625,428.50
65	NNFM	6.93	-	6.93	-	-	-	-	6.93	-	-	11	206,300	1,425,735.00
66	NPFMCRFBK	1.58	-	1.58	-	-	-	-	1.58	-	-	5	11,364	18,056.32
67	OANDO	3.00	-	3.00	3.00	3.00	-	-	3.00	-	-	48	662,914	1,956,286.09
68	OKOMUOIL	80.00	-	80.00	-	-	-	-	80.00	-	-	14	3,565	311,618.00
69	PORTPAINT	2.61	-	2.61	-	-	-	-	2.61	-	-	3	3,100	8,565.00
70	PRESCO	71.80	-	71.80	-	-	-	-	71.80	-	-	29	158,762	11,170,282.60
71	PRESTIGE	0.55	-	0.55	0.50	0.50	-	-	0.50	-0.05	-9.09	14	4,700,519	2,350,259.50
72	PZ	5.00	-	5.00	4.90	4.90	-	-	4.90	-0.10	-2.00	43	664,745	3,258,399.75
73	REDSTAREX	3.30	-	3.30	3.30	3.30	-	-	3.30	-	-	13	355,499	1,172,046.70
74	REGALINS	0.24	-	0.24	0.22	0.22	-	-	0.22	-0.02	-8.33	1	110,000	24,200.00
75	ROYALEX	0.24	-	0.24	0.23	0.22	4.35	0.22	0.22	-0.02	-8.33	29	13,522,407	2,979,496.74

Prices for Securities Traded as of 01/12/2020

Printed 01/12/2020 16:32:18.018

S/N	COMPANY	PCLOSE	OOPEN	OPEN	HIGH	LOW	%SPREAD	OCLOSE	CLOSE	CHANGE	%CHANGI	TRADES	VOLUME	VALUE
76	SEPLAT	400.70	-	400.70	402.30	402.30	-	-	402.30	1.60 ↑	0.40	41	1,073,257	431,863,037.10
77	STANBIC	42.35	-	42.35	-	-	-	-	42.35	- ↓	-	27	131,014	5,838,235.80
78	STERLNBANK	1.94	-	1.94	2.00	1.90	5.00	1.90	1.90	-0.04 ↓	-2.06	308	8,169,530	15,739,863.32
79	STUDPRESS	1.79	-	1.79	-	-	-	-	1.79	- ↓	-	1	600	972.00
80	TOTAL	130.00	-	130.00	-	-	-	-	130.00	- ↓	-	14	1,198	157,698.50
81	TRANSCOHOT	4.00	-	4.00	-	-	-	-	4.00	- ↓	-	5	100,297	377,740.00
82	TRANSCORP	1.00	-	1.00	0.99	0.96	3.03	0.98	0.98	-0.02 ↓	-2.00	85	12,121,216	11,907,327.91
83	TRANSEXPR	0.87	-	0.87	-	-	-	-	0.87	- ↓	-	1	2,100	1,974.00
84	TRIPPLEG	0.60	-	0.60	-	-	-	-	0.60	- ↓	-	4	110,000	72,600.00
85	UACN	7.55	-	7.55	-	-	-	-	7.55	- ↓	-	57	709,458	5,018,223.25
86	UAC-PROP	0.86	-	0.86	0.85	0.83	2.35	-	0.85	-0.01 ↓	-1.16	19	2,537,779	2,152,836.10
87	UBA	8.30	-	8.30	8.50	8.15	4.12	8.20	8.20	-0.10 ↓	-1.20	210	24,092,641	200,213,240.15
88	UBN	5.60	-	5.60	5.55	5.30	4.50	-	5.55	-0.05 ↓	-0.89	42	822,021	4,513,742.80
89	UCAP	4.50	-	4.50	4.70	4.60	2.13	4.60	4.60	0.10 ↑	2.22	95	3,126,201	14,533,466.03
90	UNILEVER	12.95	-	12.95	13.00	13.00	-	-	13.00	0.05 ↑	0.39	106	2,512,726	32,680,570.85
91	UNIONDAC	0.27	-	0.27	0.25	0.25	-	-	0.25	-0.02 ↓	-7.41	7	264,982	66,245.50
92	UNITYBNK	0.81	-	0.81	0.76	0.76	-	-	0.76	-0.05 ↓	-6.17	10	208,940	158,858.35
93	UPDCREIT	5.50	-	5.50	-	-	-	-	5.50	- ↓	-	3	29,964	164,802.00
94	UPL	1.41	-	1.41	-	-	-	-	1.41	- ↓	-	7	163,403	230,387.35
95	VITAFOAM	7.00	-	7.00	7.00	7.00	-	-	7.00	- ↓	-	35	2,179,817	15,230,624.80
96	WAPCO	23.00	-	23.00	23.00	22.80	0.87	-	23.00	- ↓	-0.43	117	3,223,818	73,854,576.05
97	WAPIC	0.40	-	0.40	0.40	0.38	5.00	0.40	0.40	- ↓	-5.00	49	3,555,768	1,420,130.77
98	WEMABANK	0.69	-	0.69	0.70	0.68	2.86	-	0.69	- ↑	1.45	36	2,799,585	1,930,677.80
99	ZENITHBANK	24.00	-	24.00	24.40	23.50	3.69	24.40	24.40	0.40 ↑	1.67	324	9,387,334	226,733,546.60
<b>Total</b>												<b>4,515</b>	<b>308,180,951</b>	<b>3,402,641,102.78</b>

Prices for Securities Traded as of 01/12/2020

Printed 01/12/2020 16:32:18.018





PRICES FOR ETF SECURITIES TRADED ON 01/12/2020

<u>S/N</u>	<u>COMPANY</u>	<u>PCLOSE</u>	<u>OPEN</u>	<u>HIGH</u>	<u>LOW</u>	<u>%SPREAD</u>	<u>CLOSE</u>	<u>CHANGE</u>	<u>%CHANG</u>	<u>TRADES</u>	<u>VOLUME</u>	<u>VALUE</u>
1	VETBANK	4.04	4.04	3.94	3.94	-	3.94	-0.10 ↓	-2.48	1	25	98.50
<b>Total</b>										<b>1</b>	<b>25</b>	<b>98.50</b>

**Prices for Securities Traded as of 01/12/2020**

Printed 01/12/2020 16:32:18.018

**PRICES FOR BOND SECURITIES TRADED ON 01/12/2020**

<u>S/N</u>	<u>COMPANY</u>	<u>PCLOSE</u>	<u>OPEN</u>	<u>HIGH</u>	<u>LOW</u>	<u>%SPREAD</u>	<u>CLOSE</u>	<u>CHANGE</u>	<u>%CHANGE</u>	<u>TRADES</u>	<u>VOLUME</u>	<u>VALUE</u>
1	FGS202267	120.03	120.03	120.03	120.03	0.00	120.03	- 	-	3	2,138	2,566,146.48
2	FGS202369	100.00	100.00	100.00	100.00	-	100.00	- 	-	1	30	30,000.03
3	FGSUK2024S1	153.00	153.00	129.00	129.00	-	129.00	-24.00 	-15.69	1	300	387,000.00
4	FGSUK2025S2	125.00	125.00	125.78	125.78	-	125.78	0.78 	0.62	1	100	125,775.30
<b>Total</b>										<b>6</b>	<b>2,568</b>	<b>3,108,921.81</b>