

Prices for Securities Traded as of 18/11/2020

Printed 18/11/2020 15:01:25.025

PRICES FOR EQUITY SECURITIES TRADED ON 18/11/2020

S/N	COMPANY	PCLOSE	OOPEN	OPEN	HIGH	LOW	%SPREAD	OCLOSE	CLOSE	CHANGE	%CHANGI	TRADES	VOLUME	VALUE
1	ABCTRANS	0.32	-	0.32	0.35	0.35	-	-	0.35	0.03 ↑	9.38	9	664,102	227,517.35
2	ACADEMY	0.30	-	0.30	-	-	-	-	0.30	- →	-	1	45,000	13,950.00
3	ACCESS	8.40	-	8.40	9.05	8.40	7.18	8.75	8.75	0.35 ↑	4.17	439	55,177,145	491,877,136.50
4	AFRIPRUD	6.00	-	6.00	6.12	6.10	0.33	-	6.12	0.12 ↑	2.00	82	1,635,792	10,007,006.61
5	AIICO	0.93	-	0.93	1.02	0.95	6.86	-	0.95	0.02 ↑	2.15	68	7,236,160	7,081,929.51
6	AIRTELAFRI	500.00	-	500.00	-	-	-	-	500.00	- →	-	22	32,778	16,345,290.10
7	ARDOVA	16.00	-	16.00	15.20	15.00	1.32	-	15.00	-1.00 ↓	-6.25	57	1,306,116	19,589,522.25
8	BERGER	7.35	-	7.35	-	-	-	-	7.35	- →	-	4	2,342	18,229.30
9	BETAGLAS	55.40	-	55.40	-	-	-	-	55.40	- →	-	15	37,314	1,975,387.15
10	BOCGAS	5.85	-	5.85	6.43	6.16	4.20	-	6.16	0.31 ↑	5.30	29	517,783	3,266,193.97
11	BUACEMENT	56.00	-	56.00	-	-	-	-	56.00	- →	-	69	566,259	29,859,885.60
12	CADBURY	9.15	-	9.15	9.70	9.60	1.03	-	9.60	0.45 ↑	4.92	62	1,415,951	13,500,612.65
13	CAP	22.15	-	22.15	-	-	-	-	22.15	- →	-	7	201,973	4,426,680.00
14	CAVERTON	1.85	-	1.85	1.96	1.96	-	-	1.96	0.11 ↑	5.95	17	535,838	1,043,488.38
15	CHAMPION	1.05	-	1.05	1.10	1.06	3.64	-	1.06	0.01 ↑	0.95	21	584,700	629,558.40
16	CHAMS	0.24	-	0.24	0.26	0.25	3.85	-	0.26	0.02 ↑	8.33	20	6,421,281	1,657,470.25
17	CHIPLC	0.32	-	0.32	-	-	-	-	0.32	- →	-	8	253,144	85,414.64
18	CILEASING	4.95	-	4.95	-	-	-	-	4.95	- →	-	19	132,899	622,591.54
19	CONOIL	20.85	-	20.85	-	-	-	-	20.85	- →	-	26	97,763	1,972,240.75
20	CORNERST	0.58	-	0.58	0.61	0.53	13.11	0.53	0.53	-0.05 ↓	-8.62	18	2,919,440	1,607,493.87
21	COURTVILLE	0.20	-	0.20	0.21	0.20	4.76	-	0.21	0.01 ↑	5.00	6	781,000	158,010.00
22	CUSTODIAN	6.50	-	6.50	-	-	-	-	6.50	- →	-	10	111,840	656,794.00
23	CUTIX	1.82	-	1.82	-	-	-	-	1.82	- →	-	14	74,051	135,678.00
24	DAARCOMM	0.30	-	0.30	-	-	-	-	0.30	- →	-	2	900	243.00
25	DANGCEM	187.10	-	187.10	195.00	195.00	-	-	195.00	7.90 ↑	4.22	171	1,494,143	291,386,383.20

Prices for Securities Traded as of 18/11/2020

Printed 18/11/2020 15:01:25.025

S/N	COMPANY	PCLOSE	OOPEN	OPEN	HIGH	LOW	%SPREAD	OCLOSE	CLOSE	CHANGE	%CHANGI	TRADES	VOLUME	VALUE
26	DANGSUGAR	21.00	-	21.00	22.45	21.85	2.67	22.25	22.25	1.25 ↑	5.95	265	5,928,962	130,943,203.15
27	EKOCORP	6.00	-	6.00	-	-	-	-	6.00	- ↓	-	2	3,193	19,158.00
28	ETERNA	4.35	-	4.35	-	-	-	-	4.35	- ↓	-	19	233,021	1,100,151.38
29	ETI	6.40	-	6.40	7.00	6.90	1.43	6.95	6.95	0.55 ↑	8.59	209	12,754,413	88,731,795.15
30	ETRAZACT	2.25	-	2.25	2.35	2.35	-	-	2.35	0.10 ↑	4.44	3	113,000	265,550.00
31	FBNH	7.65	-	7.65	8.15	7.45	8.59	7.75	7.75	0.10 ↑	1.31	424	37,622,296	295,921,833.05
32	FCMB	3.25	-	3.25	3.35	3.26	2.69	3.35	3.35	0.10 ↑	3.08	124	8,483,529	27,882,753.81
33	FIDELITYBK	2.67	-	2.67	2.87	2.68	6.62	-	2.85	0.18 ↑	6.74	220	23,439,461	66,710,671.65
34	FIDSON	5.25	-	5.25	5.50	5.00	9.09	-	5.50	0.25 ↑	4.76	44	1,172,005	6,257,407.15
35	FLOURMILL	28.00	-	28.00	28.50	28.00	1.75	-	28.00	- ↑	0.36	140	6,033,436	169,168,363.15
36	GLAXOSMITH	7.45	-	7.45	8.00	7.50	6.25	-	7.65	0.20 ↑	2.68	129	3,592,697	27,656,321.60
37	GUARANTY	37.00	-	37.00	37.60	37.00	1.60	37.00	37.00	- ↑	0.14	405	70,682,345	2,620,041,612.70
38	GUINNESS	19.50	-	19.50	20.00	19.50	2.50	-	19.95	0.45 ↑	2.31	139	3,833,951	76,185,136.60
39	HONYFLOUR	1.06	-	1.06	1.16	1.12	3.45	-	1.16	0.10 ↑	9.43	24	1,335,293	1,511,491.24
40	IKEJAHOTEL	1.00	-	1.00	-	-	-	-	1.00	- ↓	-	1	9,000	8,280.00
41	INTBREW	6.54	-	6.54	7.05	7.00	0.71	7.05	7.05	0.51 ↑	7.80	83	6,016,845	42,212,745.42
42	JAIZBANK	0.68	-	0.68	0.74	0.67	9.46	0.74	0.74	0.06 ↑	8.82	59	4,198,769	2,966,117.94
43	JAPAULOIL	0.29	-	0.29	0.31	0.27	12.90	-	0.31	0.02 ↑	6.90	52	10,212,197	2,945,188.67
44	JBERGER	19.00	-	19.00	-	-	-	-	19.00	- ↓	-	33	241,689	4,539,747.90
45	JOHNHOLT	0.56	-	0.56	-	-	-	-	0.56	- ↓	-	1	10,000	6,100.00
46	LASACO	0.34	-	0.34	0.37	0.35	5.41	0.36	0.36	0.02 ↑	5.88	36	3,579,933	1,306,467.48
47	LEARNAFRCA	1.15	-	1.15	-	-	-	-	1.15	- ↓	-	5	31,743	35,555.59
48	LINKASSURE	0.50	-	0.50	0.55	0.55	-	-	0.55	0.05 ↑	10.00	11	382,961	206,028.55
49	LIVESTOCK	1.18	-	1.18	1.29	1.18	8.53	1.26	1.26	0.08 ↑	6.78	110	7,544,267	9,399,721.60
50	MANSARD	2.15	-	2.15	-	-	-	-	2.15	- ↓	-	9	125,047	284,705.52

Prices for Securities Traded as of 18/11/2020

Printed 18/11/2020 15:01:25.025

S/N	COMPANY	PCLOSE	OOPEN	OPEN	HIGH	LOW	%SPREAD	OCLOSE	CLOSE	CHANGE	%CHANGI	TRADES	VOLUME	VALUE
51	MAYBAKER	3.18	-	3.18	-	-	-	-	3.18	-	-	24	316,820	1,073,171.31
52	MBENEFIT	0.28	-	0.28	0.27	0.26	3.70	-	0.26	-0.02	-7.14	33	5,985,037	1,567,550.62
53	MOBIL	190.00	-	190.00	-	-	-	-	190.00	-	-	13	24,979	4,803,833.00
54	MRS	13.75	-	13.75	-	-	-	-	13.75	-	-	20	35,947	501,442.70
55	MTNN	155.00	-	155.00	155.00	155.00	-	-	155.00	-	-	97	1,822,594	282,501,639.10
56	MULTIVERSE	0.20	-	0.20	-	-	-	-	0.20	-	-	1	20,000	4,000.00
57	NAHCO	2.14	-	2.14	2.23	2.14	4.04	-	2.18	0.04	1.87	62	2,260,404	4,911,856.19
58	NASCON	16.95	-	16.95	17.40	17.00	2.30	-	17.40	0.45	2.65	49	940,680	16,191,108.80
59	NB	54.00	-	54.00	58.00	54.00	6.90	-	58.00	4.00	7.41	74	4,806,687	261,867,096.50
60	NCR	1.80	-	1.80	-	-	-	-	1.80	-	-	3	23,606	42,726.86
61	NEIMETH	2.74	-	2.74	2.74	2.74	-	-	2.74	-	-	22	419,008	1,148,550.74
62	NEM	2.35	-	2.35	-	-	-	-	2.35	-	-	18	241,688	622,747.04
63	NESTLE	1,400.00	-	1,400.00	1,400.00	1,400.00	-	-	1,400.00	-	-	53	321,697	450,541,136.60
64	NNFM	7.70	-	7.70	-	-	-	-	7.70	-	-	15	57,001	425,973.90
65	NOTORE	62.50	-	62.50	-	-	-	-	62.50	-	-	1	789	49,312.50
66	NPFMCRFBK	1.60	-	1.60	1.60	1.60	-	-	1.60	-	-	13	1,071,773	1,715,927.70
67	OANDO	3.24	-	3.24	3.30	2.93	11.21	-	3.30	0.06	1.85	176	6,007,432	19,120,481.45
68	OKOMUOIL	80.00	-	80.00	-	-	-	-	80.00	-	-	16	51,122	4,498,598.50
69	PORTPAINT	2.62	-	2.62	-	-	-	-	2.62	-	-	1	2,000	4,840.00
70	PRESCO	79.75	-	79.75	-	-	-	-	79.75	-	-	49	253,890	18,325,404.30
71	PRESTIGE	0.55	-	0.55	-	-	-	-	0.55	-	-	1	33,730	19,226.10
72	PZ	4.85	-	4.85	-	-	-	-	4.85	-	-	46	256,798	1,335,794.75
73	REDSTAREX	3.27	-	3.27	-	-	-	-	3.27	-	-	11	158,310	540,148.40
74	REGALINS	0.24	0.24	0.24	0.24	0.22	8.33	-	0.22	-0.02	-8.33	30	14,084,640	3,108,958.80
75	ROYALEX	0.25	-	0.25	0.25	0.25	-	-	0.25	-	-	11	1,422,337	355,584.25

Prices for Securities Traded as of 18/11/2020

Printed 18/11/2020 15:01:25.025

S/N	COMPANY	PCLOSE	OOPEN	OPEN	HIGH	LOW	%SPREAD	OCLOSE	CLOSE	CHANGE	%CHANGI	TRADES	VOLUME	VALUE
76	RTBRISCOE	0.20	-	0.20	-	-	-	-	0.20	-	-	1	2,000	400.00
77	SEPLAT	400.70	-	400.70	-	-	-	-	400.70	-	-	37	15,746	6,900,479.80
78	SFSREIT	69.30	-	69.30	-	-	-	-	69.30	-	-	3	2,376	164,656.80
79	SOVRENINS	0.20	-	0.20	0.20	0.20	-	-	0.20	-	-	3	217,304	43,460.80
80	STANBIC	46.00	-	46.00	44.85	44.85	-	-	44.85	-1.15	-2.50	36	5,110,706	229,194,009.95
81	STERLNBANK	1.90	-	1.90	2.09	1.99	4.78	-	2.09	0.19	10.00	230	20,689,697	42,042,177.69
82	TOTAL	129.90	-	129.90	-	-	-	-	129.90	-	-	67	198,565	26,642,600.60
83	TRANSCOHOT	4.00	-	4.00	-	-	-	-	4.00	-	-	1	500	2,200.00
84	TRANSCORP	1.10	-	1.10	1.14	1.04	8.77	1.05	1.05	-0.05	-4.55	341	160,581,039	172,162,722.21
85	TRIPPLEG	0.46	-	0.46	-	-	-	-	0.46	-	-	2	30,079	15,039.50
86	UACN	7.95	-	7.95	-	-	-	-	7.95	-	-	74	1,856,571	14,255,783.30
87	UAC-PROP	0.92	-	0.92	-	-	-	-	0.92	-	-	11	265,113	239,531.10
88	UBA	8.40	-	8.40	8.85	8.50	3.95	-	8.70	0.30	3.57	402	27,225,548	237,536,716.40
89	UBN	5.80	-	5.80	6.00	5.80	3.33	5.90	5.90	0.10	1.72	69	5,690,260	33,368,533.60
90	UCAP	4.65	-	4.65	4.83	4.75	1.66	-	4.80	0.15	3.23	169	11,501,735	55,247,852.91
91	UNILEVER	14.50	-	14.50	-	-	-	-	14.50	-	-	78	770,278	11,164,099.85
92	UNIONDAC	0.28	-	0.28	0.26	0.26	-	-	0.26	-0.02	-7.14	5	503,008	131,258.24
93	UNIONDICON	10.95	-	10.95	-	-	-	-	10.95	-	-	1	2,000	19,800.00
94	UNITYBNK	0.86	-	0.86	0.81	0.80	1.23	0.80	0.80	-0.06	-6.98	23	1,553,426	1,253,331.29
95	UNIVINSURE	0.20	-	0.20	0.20	0.20	-	-	0.20	-	-	1	220,000	44,000.00
96	UPDCREIT	3.80	-	3.80	-	-	-	-	3.80	-	-	3	100,090	415,373.50
97	UPL	1.26	-	1.26	-	-	-	-	1.26	-	-	5	10,358	14,248.96
98	VERITASKAP	0.20	-	0.20	-	-	-	-	0.20	-	-	1	2,000	400.00
99	VITAFOAM	7.00	-	7.00	7.00	6.95	0.71	-	7.00	-	-0.71	48	3,040,289	21,269,099.30
100	WAPCO	22.00	-	22.00	24.10	23.00	4.56	24.10	24.10	2.10	9.55	274	14,522,617	345,364,585.65

Prices for Securities Traded as of 18/11/2020

Printed 18/11/2020 15:01:25.025

S/N	COMPANY	PCLOSE	OOPEN	OPEN	HIGH	LOW	%SPREAD	OCLOSE	CLOSE	CHANGE	%CHANGI	TRADES	VOLUME	VALUE
101	WAPIC	0.45	-	0.45	0.45	0.45	-	-	0.45	-	-	62	10,264,612	4,615,236.04
102	WEMABANK	0.75	-	0.75	0.79	0.76	3.80	0.79	0.79	0.04 ↑	5.33	79	9,008,170	7,050,166.31
103	ZENITHBANK	25.90	-	25.90	27.15	25.20	7.18	26.70	26.70	0.80 ↑	3.09	716	57,303,612	1,539,255,449.45
Total												7,324	661,132,435	8,298,141,137.68

Prices for Securities Traded as of 18/11/2020

Printed 18/11/2020 15:01:25.025




PRICES FOR ETF SECURITIES TRADED ON 18/11/2020

<u>S/N</u>	<u>COMPANY</u>	<u>PCLOSE</u>	<u>OPEN</u>	<u>HIGH</u>	<u>LOW</u>	<u>%SPREAD</u>	<u>CLOSE</u>	<u>CHANGE</u>	<u>%CHANG</u>	<u>TRADES</u>	<u>VOLUME</u>	<u>VALUE</u>
1	NEWGOLD	8,965.00	8,965.00	8,964.00	8,200.00	8.52	8,964.00	-1.00 ↓	-0.01	3	541	4,848,752.00
2	STANBICETF30	105.00	105.00	115.00	115.00	-	115.00	10.00 ↑	9.52	1	85	9,775.00
Total										4	626	4,858,527.00

Prices for Securities Traded as of 18/11/2020

Printed 18/11/2020 15:01:25.025

PRICES FOR BOND SECURITIES TRADED ON 18/11/2020

<u>S/N</u>	<u>COMPANY</u>	<u>PCLOSE</u>	<u>OPEN</u>	<u>HIGH</u>	<u>LOW</u>	<u>%SPREAD</u>	<u>CLOSE</u>	<u>CHANGE</u>	<u>%CHANGE</u>	<u>TRADES</u>	<u>VOLUME</u>	<u>VALUE</u>
1	FGS202156	100.00	100.00	100.00	100.00	-	100.00	- 	-	1	250	250,000.00
2	FGS202162	80.00	80.00	100.00	100.00	-	100.00	20.00 	25.00	3	300	300,000.00
3	FGS202166	104.00	104.00	100.00	100.00	-	100.00	-4.00 	-3.85	1	500	500,000.00
Total										5	1,050	1,050,000.00