

Prices for Securities Traded as of 30/06/2022

Printed 30/06/2022 15:00:35.035



PRICES FOR EQUITY SECURITIES TRADED ON 30/06/2022

S/N	COMPANY	PCLOSE	OOPEN	OPEN	HIGH	LOW	%SPREAD	OCLOSE	CLOSE	CHANGE	%CHANGI	TRADES	VOLUME	VALUE
1	ABBEYBDS	1.70	-	1.70	-	-	-	-	1.70	-	-	1	60,000	102,000.00
2	ABCTRANS	0.30	-	0.30	-	-	-	-	0.30	-	-	2	65,450	19,635.00
3	ACADEMY	1.17	-	1.17	1.27	1.10	13.39	-	1.27	0.10	8.55	14	1,146,637	1,378,269.19
4	ACCESSCORP	9.25	-	9.25	9.25	9.20	0.54	-	9.25	-	-0.54	156	8,629,576	79,715,415.35
5	AFRINSURE	0.20	-	0.20	-	-	-	-	0.20	-	-	1	5,000	1,000.00
6	AFRIPRUD	5.55	-	5.55	5.65	5.65	-	-	5.65	0.10	1.80	31	435,350	2,468,433.70
7	AFROMEDIA	0.20	-	0.20	-	-	-	-	0.20	-	-	1	5	1.00
8	AIICO	0.66	-	0.66	0.64	0.64	-	-	0.64	-0.02	-3.03	30	403,523	260,047.38
9	AIRTELAFRI	1,732.40	-	1,732.40	1,732.20	1,732.20	-	-	1,732.20	-0.20	-0.01	35	194,424	336,784,741.80
10	ARDOVA	13.05	-	13.05	-	-	-	-	13.05	-	-	19	33,707	440,513.75
11	BERGER	6.85	-	6.85	-	-	-	-	6.85	-	-	5	6,185	43,459.50
12	BETAGLAS	51.20	-	51.20	-	-	-	-	51.20	-	-	7	16,501	782,287.75
13	BUACEMENT	71.90	-	71.90	-	-	-	-	71.90	-	-	30	57,940	3,751,615.00
14	BUAFOODS	55.00	-	55.00	-	-	-	-	55.00	-	-	19	22,538	1,149,369.00
15	CADBURY	17.25	-	17.25	-	-	-	-	17.25	-	-	21	47,705	747,531.75
16	CAP	18.15	-	18.15	-	-	-	-	18.15	-	-	18	305,974	5,411,786.00
17	CAPHOTEL	3.40	-	3.40	-	-	-	-	3.40	-	-	2	3,606	13,486.44
18	CAVERTON	1.02	-	1.02	-	-	-	-	1.02	-	-	6	113,345	123,915.62
19	CHAMPION	3.74	-	3.74	3.74	3.40	9.09	3.74	3.74	-	-9.09	37	2,207,450	8,190,185.10
20	CHAMS	0.23	-	0.23	0.24	0.23	4.17	-	0.24	0.01	4.35	11	8,743,700	2,026,451.00
21	CHIPLC	0.67	-	0.67	0.73	0.65	10.96	0.73	0.73	0.06	8.96	20	5,292,842	3,842,631.03
22	CONOIL	28.80	-	28.80	-	-	-	-	28.80	-	-	28	16,126	422,476.95
23	CORNERST	0.66	-	0.66	0.72	0.72	-	0.72	0.72	0.06	9.09	16	1,963,039	1,405,914.00
24	COURTVILLE	0.47	-	0.47	0.51	0.50	1.96	-	0.51	0.04	8.51	6	400,000	201,160.00
25	CUSTODIAN	7.00	-	7.00	-	-	-	-	7.00	-	-	6	6,035	43,351.75

Prices for Securities Traded as of 30/06/2022

Printed 30/06/2022 15:00:35.035

S/N	COMPANY	PCLOSE	OOPEN	OPEN	HIGH	LOW	%SPREAD	OCLOSE	CLOSE	CHANGE	%CHANGI	TRADES	VOLUME	VALUE
26	CUTIX	2.25	-	2.25	-	-	-	-	2.25	-	-	10	105,753	249,966.50
27	DAARCOMM	0.20	-	0.20	-	-	-	-	0.20	-	-	2	1,010	202.00
28	DANGCEM	275.00	-	275.00	-	-	-	-	275.00	-	-	74	36,486	9,352,633.50
29	DANGSUGAR	16.30	-	16.30	-	-	-	-	16.30	-	-	51	349,965	5,663,237.10
30	ELLAHLAKES	3.96	-	3.96	-	-	-	-	3.96	-	-	3	3,615	14,276.40
31	ETERNA	7.10	-	7.10	-	-	-	-	7.10	-	-	18	158,441	1,112,643.80
32	ETI	10.70	-	10.70	10.60	10.50	0.94	-	10.60	-0.10	-0.93	50	648,219	6,843,470.90
33	ETRANZACT	2.20	-	2.20	-	-	-	-	2.20	-	-	1	330	798.60
34	FBNH	11.40	-	11.40	11.60	11.40	1.72	11.60	11.60	0.20	1.75	411	36,633,772	424,130,471.85
35	FCMB	3.30	-	3.30	3.47	3.45	0.58	-	3.46	0.16	4.85	45	2,122,681	7,330,391.25
36	FIDELITYBK	3.44	-	3.44	3.42	3.31	3.22	3.42	3.42	-0.02	-0.58	69	5,051,374	16,827,523.06
37	FIDSON	11.20	-	11.20	-	-	-	-	11.20	-	-	18	82,452	872,897.75
38	FLOURMILL	32.00	-	32.00	32.50	32.50	-	-	32.50	0.50	1.56	44	285,950	9,264,984.35
39	FTNCOCOA	0.33	-	0.33	-	-	-	-	0.33	-	-	5	57,600	19,110.00
40	GLAXOSMITH	6.50	-	6.50	-	-	-	-	6.50	-	-	24	161,195	1,044,685.35
41	GTCO	20.50	-	20.50	20.50	20.40	0.49	20.50	20.50	-	-0.49	423	15,162,075	310,139,070.50
42	GUINNESS	90.50	-	90.50	-	-	-	-	90.50	-	-	35	170,513	13,950,116.05
43	HONYFLOUR	2.97	-	2.97	2.76	2.75	0.36	-	2.76	-0.21	-7.07	37	966,787	2,688,012.02
44	IKEJAHOTEL	1.21	-	1.21	1.21	1.21	-	-	1.21	-	-	15	281,469	339,606.22
45	IMG	9.15	-	9.15	-	-	-	-	9.15	-	-	13	122,311	1,011,010.75
46	INTBREW	6.30	-	6.30	-	-	-	-	6.30	-	-	88	2,454,962	14,263,872.10
47	JAIZBANK	0.90	-	0.90	0.91	0.90	1.10	0.91	0.91	0.01	1.11	15	538,657	489,714.90
48	JAPAULGOLD	0.30	-	0.30	0.30	0.30	-	-	0.30	-	-	22	1,238,683	370,169.91
49	JBERGER	26.90	-	26.90	26.50	26.50	-	-	26.50	-0.40	-1.49	38	1,317,101	35,730,106.30
50	JOHNHOLT	0.69	-	0.69	0.75	0.75	-	0.75	0.75	0.06	8.70	1	100,000	75,000.00

Prices for Securities Traded as of 30/06/2022

Printed 30/06/2022 15:00:35.035

S/N	COMPANY	PCLOSE	OOPEN	OPEN	HIGH	LOW	%SPREAD	OCLOSE	CLOSE	CHANGE	%CHANGI	TRADES	VOLUME	VALUE
51	LASACO	1.03	-	1.03	-	-	-	-	1.03	-	-	10	106,781	108,300.90
52	LEARNAFRCA	2.25	-	2.25	-	-	-	-	2.25	-	-	27	401,775	991,964.25
53	LINKASSURE	0.54	-	0.54	0.53	0.52	1.89	-	0.52	-0.02	-3.70	10	704,146	369,503.12
54	LIVESTOCK	1.35	-	1.35	1.35	1.30	3.70	-	1.30	-0.05	-3.70	32	1,061,952	1,403,423.87
55	MANSARD	2.00	-	2.00	-	-	-	-	2.00	-	-	18	297,031	590,696.75
56	MAYBAKER	3.97	-	3.97	-	-	-	-	3.97	-	-	7	26,010	103,039.50
57	MBENEFIT	0.24	-	0.24	0.25	0.25	-	-	0.25	0.01	4.17	7	286,462	71,110.50
58	MCNICHOLS	1.85	-	1.85	2.03	1.83	9.85	-	2.03	0.18	9.73	32	1,113,439	2,075,587.72
59	MEYER	2.52	-	2.52	-	-	-	-	2.52	-	-	3	27,780	64,743.00
60	MORISON	2.19	-	2.19	-	-	-	-	2.19	-	-	1	2,000	4,800.00
61	MRS	16.25	-	16.25	-	-	-	-	16.25	-	-	6	1,107	16,769.10
62	MTNN	230.00	-	230.00	234.60	230.00	1.96	230.00	230.00	-	2.00	249	5,947,106	1,369,228,050.50
63	NAHCO	8.50	-	8.50	-	-	-	-	8.50	-	-	51	454,189	3,845,350.99
64	NASCON	11.75	-	11.75	-	-	-	-	11.75	-	-	4	6,305	74,169.00
65	NB	59.00	-	59.00	58.80	56.00	4.76	-	58.80	-0.20	-0.34	90	5,823,023	325,798,757.95
66	NCR	3.60	-	3.60	-	-	-	-	3.60	-	-	1	200	698.00
67	NEIMETH	1.55	-	1.55	-	-	-	-	1.55	-	-	5	146,132	234,827.76
68	NEM	3.80	-	3.80	-	-	-	-	3.80	-	-	6	44,332	162,860.94
69	NESTLE	1,400.00	-	1,400.00	-	-	-	-	1,400.00	-	-	19	3,075	4,299,486.30
70	NGXGROUP	23.00	-	23.00	23.00	22.30	3.04	-	23.00	-	-3.04	30	1,114,080	25,056,493.45
71	NPFMCRFBK	1.77	-	1.77	1.70	1.70	-	-	1.70	-0.07	-3.95	5	275,000	467,603.00
72	NSLTECH	0.20	-	0.20	-	-	-	-	0.20	-	-	1	9,250	1,850.00
73	OANDO	5.70	-	5.70	5.67	5.43	4.23	5.67	5.67	-0.03	-0.53	212	12,743,377	70,699,858.11
74	OKOMUOIL	216.90	-	216.90	-	-	-	-	216.90	-	-	27	35,506	6,989,767.10
75	PRESKO	165.00	-	165.00	-	-	-	-	165.00	-	-	26	40,552	6,433,760.60

Prices for Securities Traded as of 30/06/2022

Printed 30/06/2022 15:00:35.035

S/N	COMPANY	PCLOSE	OOPEN	OPEN	HIGH	LOW	%SPREAD	OCLOSE	CLOSE	CHANGE	%CHANGI	TRADES	VOLUME	VALUE
76	PRESTIGE	0.40	-	0.40	0.37	0.37	-	0.37	0.37	-0.03 ↓	-7.50	7	966,754	357,772.78
77	PZ	10.65	-	10.65	10.00	9.60	4.00	-	9.60	-1.05 ↓	-9.86	62	1,074,842	10,573,960.10
78	REDSTAREX	2.75	-	2.75	-	-	-	-	2.75	- →	-	20	450,016	1,229,893.65
79	ROYALEX	1.03	-	1.03	1.02	1.02	-	1.02	1.02	-0.01 ↓	-0.97	14	1,564,650	1,593,843.65
80	RTBRISCOE	0.47	-	0.47	0.44	0.44	-	-	0.44	-0.03 ↓	-6.38	7	539,700	237,589.00
81	SCOA	1.94	-	1.94	-	-	-	-	1.94	- →	-	5	15,430	27,005.50
82	SEPLAT	1,290.00	-	1,290.00	1,300.00	1,300.00	-	-	1,300.00	10.00 ↑	0.78	15	108,257	140,808,793.50
83	SFSREIT	77.00	-	77.00	-	-	-	-	77.00	- →	-	3	5,000	365,000.00
84	SKYAVN	6.85	-	6.85	-	-	-	-	6.85	- →	-	4	3,222	20,120.70
85	SOVRENINS	0.27	-	0.27	0.27	0.27	-	-	0.27	- →	-	3	3,000,300	810,078.00
86	STANBIC	33.55	-	33.55	-	-	-	-	33.55	- →	-	27	32,517	1,068,213.70
87	STERLNBANK	1.54	-	1.54	1.54	1.49	3.25	-	1.52	-0.02 ↓	-1.30	89	11,222,276	16,762,448.14
88	TOTAL	234.50	-	234.50	-	-	-	-	234.50	- →	-	22	5,789	1,285,917.00
89	TRANSCOHOT	6.25	-	6.25	-	-	-	-	6.25	- →	-	3	30,300	179,825.00
90	TRANSCORP	1.23	-	1.23	1.24	1.22	1.61	-	1.23	- ↓	-0.81	68	26,471,291	32,546,593.34
91	TRIPPLEG	0.95	-	0.95	0.87	0.87	-	-	0.87	-0.08 ↓	-8.42	4	209,968	183,469.60
92	UACN	11.10	-	11.10	-	-	-	-	11.10	- →	-	21	562,642	6,195,164.85
93	UBA	7.45	-	7.45	7.45	7.45	-	-	7.45	- →	-	132	17,504,619	130,456,093.50
94	UBN	5.90	-	5.90	6.15	6.10	0.81	-	6.15	0.25 ↑	4.24	70	2,403,216	15,225,688.35
95	UCAP	12.60	-	12.60	12.75	12.70	0.39	-	12.75	0.15 ↑	1.19	44	799,642	10,219,252.80
96	UHOMREIT	36.60	-	36.60	-	-	-	-	36.60	- →	-	1	13	468.00
97	UNILEVER	14.80	-	14.80	-	-	-	-	14.80	- →	-	20	193,515	2,895,535.35
98	UNITYBNK	0.45	-	0.45	-	-	-	-	0.45	- →	-	6	9,601	4,402.82
99	UNIVINSURE	0.20	-	0.20	-	-	-	-	0.20	- →	-	1	5,000	1,000.00
100	UPDC	1.00	-	1.00	1.08	1.07	0.93	-	1.07	0.07 ↑	7.00	20	3,191,406	3,418,748.42

Prices for Securities Traded as of 30/06/2022




Printed 30/06/2022 15:00:35.035

S/N	COMPANY	PCLOSE	OOPEN	OPEN	HIGH	LOW	%SPREAD	OCLOSE	CLOSE	CHANGE	%CHANGI	TRADES	VOLUME	VALUE
101	UPDCREIT	3.40	-	3.40	3.45	3.40	1.45	-	3.45	0.05 ↑	1.47	21	503,435	1,725,729.60
102	UPL	2.35	2.58	2.58	2.58	2.58	-	-	2.58	0.23 ↑	9.79	18	845,063	2,179,862.54
103	VITAFOAM	22.50	-	22.50	-	-	-	-	22.50	- →	-	28	399,786	8,190,167.30
104	WAPCO	26.95	-	26.95	26.80	26.40	1.49	-	26.40	-0.55 ↓	-2.04	74	1,069,030	28,529,612.60
105	WAPIC	0.41	-	0.41	-	-	-	-	0.41	- →	-	16	33,337	13,415.78
106	WEMABANK	3.15	-	3.15	3.19	3.10	2.82	3.19	3.19	0.04 ↑	1.27	119	6,918,631	21,555,939.96
107	ZENITHBANK	21.70	-	21.70	21.70	21.65	0.23	-	21.70	- ↓	-0.23	356	14,073,222	305,106,432.45
Total												4,213	223,111,139	3,873,971,159.61

Prices for Securities Traded as of 30/06/2022

Printed 30/06/2022 15:00:35.035

PRICES FOR ETF SECURITIES TRADED ON 30/06/2022

S/N	COMPANY	PCLOSE	OPEN	HIGH	LOW	%SPREAD	CLOSE	CHANGE	%CHANG	TRADES	VOLUME	VALUE
1	STANBICETF30	66.00	66.00	66.00	66.00		- 66.00		-	2	575	37,950.00
2	VETGRIF30	19.13	19.13	19.29	19.29		- 19.29		0.84	1	10	192.90
3	VSPBONDEF	196.06	196.06	198.00	195.03	1.50	198.00		0.99	2	5,010	977,130.00
Total										5	5,595	1,015,272.90

Prices for Securities Traded as of 30/06/2022

Printed 30/06/2022 15:00:35.035

PRICES FOR BOND SECURITIES TRADED ON 30/06/2022

<u>S/N</u>	<u>COMPANY</u>	<u>PCLOSE</u>	<u>OPEN</u>	<u>HIGH</u>	<u>LOW</u>	<u>%SPREAD</u>	<u>CLOSE</u>	<u>CHANGE</u>	<u>%CHANGE</u>	<u>TRADES</u>	<u>VOLUME</u>	<u>VALUE</u>
1	FGSUK2025S2	102.20	102.20	103.20	102.50	0.68	103.20	1.00 ↑	0.98	9	101,980	104,565,858.02
2	FGSUK2027S3	102.00	102.00	102.00	102.00	-	102.00	- ↓	-	1	400	407,999.20
Total										10	102,380	104,973,857.22