

Prices for Securities Traded as of 06/08/2020

Printed 06/08/2020 14:36:28.028

PRICES FOR EQUITY SECURITIES TRADED ON 06/08/2020

S/N	COMPANY	PCLOSE	OOPEN	OPEN	HIGH	LOW	%SPREAD	OCLOSE	CLOSE	CHANGE	%CHANGI	TRADES	VOLUME	VALUE
1	ABBEYBDS	1.05	-	1.05	-	-	-	-	1.05	-	-	3	3,000	2,850.00
2	ABCTRANS	0.47	-	0.47	-	-	-	-	0.47	-	-	2	50,100	21,543.00
3	ACADEMY	0.33	-	0.33	-	-	-	-	0.33	-	-	1	6,720	2,419.20
4	ACCESS	6.40	-	6.40	6.40	6.35	0.78	6.35	6.35	-0.05	-0.78	119	4,618,617	29,479,559.70
5	AFRIPRUD	4.19	-	4.19	-	-	-	-	4.19	-	-	35	484,707	2,093,819.74
6	AFROMEDIA	0.20	-	0.20	-	-	-	-	0.20	-	-	1	2,200	440.00
7	AIICO	0.90	-	0.90	0.93	0.93	-	-	0.93	0.03	3.33	26	716,627	664,621.43
8	AIRTELAFRI	348.00	-	348.00	-	-	-	-	348.00	-	-	14	2,032	712,298.20
9	ALEX	8.10	-	8.10	-	-	-	-	8.10	-	-	1	166	1,211.80
10	ARDOVA	12.15	-	12.15	-	-	-	-	12.15	-	-	45	279,839	3,109,710.65
11	BERGER	6.05	-	6.05	-	-	-	-	6.05	-	-	13	14,116	85,331.00
12	BETAGLAS	61.55	-	61.55	-	-	-	-	61.55	-	-	8	3,083	189,771.30
13	BOCGAS	4.51	-	4.51	-	-	-	-	4.51	-	-	9	101,955	418,733.50
14	BUACEMENT	40.20	-	40.20	39.50	39.50	-	-	39.50	-0.70	-1.74	40	1,309,930	51,154,837.80
15	CADBURY	6.60	-	6.60	-	-	-	-	6.60	-	-	27	42,907	292,846.85
16	CAP	16.90	-	16.90	16.95	15.25	10.03	-	16.95	0.05	0.30	147	4,706,851	75,590,093.45
17	CAPOIL	0.20	-	0.20	-	-	-	-	0.20	-	-	2	453	90.60
18	CAVERTON	1.91	-	1.91	-	-	-	-	1.91	-	-	6	106,029	200,729.94
19	CHAMPION	0.95	-	0.95	-	-	-	-	0.95	-	-	2	2,000	1,780.00
20	CHAMS	0.22	-	0.22	0.22	0.22	-	-	0.22	-	-	7	313,430	68,955.60
21	CHELLARAM	2.51	-	2.51	-	-	-	-	2.51	-	-	1	30,250	75,927.50
22	CHIPLC	0.45	-	0.45	-	-	-	-	0.45	-	-	1	3,000	1,230.00
23	CILEASING	4.00	-	4.00	-	-	-	-	4.00	-	-	5	30,233	114,885.40
24	CONOIL	16.90	-	16.90	-	-	-	-	16.90	-	-	42	463,368	7,067,452.00
25	CORNERST	0.55	-	0.55	0.55	0.55	-	-	0.55	-	-	3	1,042,908	573,599.40

Prices for Securities Traded as of 06/08/2020

Printed 06/08/2020 14:36:28.028

S/N	COMPANY	PCLOSE	OOPEN	OPEN	HIGH	LOW	%SPREAD	OCLOSE	CLOSE	CHANGE	%CHANGI	TRADES	VOLUME	VALUE
26	COURTVILLE	0.21	-	0.21	-	-	-	-	0.21	-	-	1	217	45.57
27	CUSTODIAN	5.00	-	5.00	5.00	5.00	-	-	5.00	-	-	15	12,849,424	64,247,356.00
28	CUTIX	1.70	-	1.70	1.73	1.73	-	-	1.73	0.03	1.76	19	659,120	1,139,343.16
29	DAARCOMM	0.33	-	0.33	-	-	-	-	0.33	-	-	4	5,220	1,566.00
30	DANGCEM	141.80	-	141.80	-	-	-	-	141.80	-	-	69	138,968	18,740,918.50
31	DANGSUGAR	11.50	-	11.50	-	-	-	-	11.50	-	-	76	210,998	2,493,624.50
32	DEAPCAP	0.30	-	0.30	-	-	-	-	0.30	-	-	1	1,000	300.00
33	EKOCORP	6.00	-	6.00	-	-	-	-	6.00	-	-	1	5,456	29,462.40
34	ENAMELWA	22.10	-	22.10	-	-	-	-	22.10	-	-	2	57,600	1,146,240.00
35	ETERNA	1.82	-	1.82	1.90	1.84	3.16	-	1.90	0.08	4.40	19	632,323	1,185,505.70
36	ETI	4.20	-	4.20	4.25	4.25	-	-	4.25	0.05	1.19	44	1,256,017	5,341,583.15
37	ETRANZACT	2.61	-	2.61	-	-	-	-	2.61	-	-	1	2,000	5,740.00
38	FBNH	5.05	-	5.05	5.05	5.00	0.99	-	5.05	-	-0.99	245	29,775,007	150,248,861.25
39	FCMB	1.90	-	1.90	1.91	1.90	0.52	-	1.90	-	-	32	2,072,826	3,975,145.01
40	FIDELITYBK	1.73	-	1.73	1.74	1.73	0.57	1.73	1.73	-	0.58	54	4,841,909	8,395,018.91
41	FIDSON	3.15	-	3.15	3.42	3.42	-	-	3.42	0.27	8.57	17	741,335	2,473,709.30
42	FLOURMILL	19.40	-	19.40	19.20	19.20	-	-	19.20	-0.20	-1.03	69	476,781	9,175,168.50
43	FTNCOCOA	0.20	-	0.20	-	-	-	-	0.20	-	-	1	2,000	400.00
44	GLAXOSMITH	5.15	-	5.15	5.25	5.20	0.95	-	5.25	0.10	1.94	35	1,121,532	5,859,446.00
45	GUARANTY	23.60	-	23.60	23.80	23.70	0.42	23.75	23.75	0.15	0.64	259	13,157,988	312,617,278.10
46	GUINEAINS	0.20	-	0.20	-	-	-	-	0.20	-	-	6	43,600	8,720.00
47	GUINNESS	13.00	-	13.00	14.30	13.50	5.59	-	13.50	0.50	3.85	119	1,143,648	16,005,112.35
48	HONYFLOUR	1.05	-	1.05	-	-	-	-	1.05	-	-	16	215,368	210,354.49
49	IKEJAHOTEL	1.12	-	1.12	-	-	-	-	1.12	-	-	3	3,500	3,860.00
50	INTBREW	3.15	-	3.15	3.15	3.15	-	-	3.15	-	-	63	5,406,750	17,019,822.40

Prices for Securities Traded as of 06/08/2020

Printed 06/08/2020 14:36:28.028

S/N	COMPANY	PCLOSE	OOPEN	OPEN	HIGH	LOW	%SPREAD	OCLOSE	CLOSE	CHANGE	%CHANGI	TRADES	VOLUME	VALUE
51	JAIZBANK	0.59	-	0.59	0.59	0.57	3.39	-	0.59	-	-3.39	13	1,509,472	870,132.04
52	JAPAUOIL	0.22	-	0.22	0.23	0.21	8.70	-	0.21	-0.01	-4.55	37	4,492,890	1,019,770.44
53	JBERGER	15.05	-	15.05	-	-	-	-	15.05	-	-	31	75,347	1,161,596.65
54	JOHNHOLT	0.52	-	0.52	-	-	-	-	0.52	-	-	3	300	171.00
55	JULI	1.51	-	1.51	-	-	-	-	1.51	-	-	1	1,000	1,360.00
56	LASACO	0.24	-	0.24	0.24	0.24	-	-	0.24	-	-	2	2,000,100	480,025.00
57	LEARNAFRCA	1.01	-	1.01	1.05	0.94	10.48	-	0.94	-0.07	-6.93	12	530,877	538,889.37
58	LINKASSURE	0.40	-	0.40	0.38	0.38	-	-	0.38	-0.02	-5.00	7	977,870	371,935.13
59	LIVESTOCK	0.62	-	0.62	-	-	-	-	0.62	-	-	10	76,346	50,541.44
60	MANSARD	1.58	-	1.58	-	-	-	-	1.58	-	-	9	97,587	162,850.03
61	MAYBAKER	2.90	-	2.90	2.83	2.80	1.06	-	2.80	-0.10	-3.45	22	706,340	1,994,608.47
62	MBENEFIT	0.21	-	0.21	0.22	0.21	4.55	0.21	0.21	-	4.76	20	9,005,629	1,896,537.54
63	MEYER	0.50	-	0.50	-	-	-	-	0.50	-	-	1	1,405	702.50
64	MOBIL	175.00	-	175.00	175.00	175.00	-	-	175.00	-	-	26	729,251	127,603,574.50
65	MRS	12.45	-	12.45	-	-	-	-	12.45	-	-	9	4,003	47,534.75
66	MTNN	118.00	-	118.00	118.50	118.50	-	-	118.50	0.50	0.42	121	5,373,239	636,595,112.40
67	MULTIVERSE	0.20	-	0.20	-	-	-	-	0.20	-	-	1	2,090	418.00
68	NAHCO	2.00	-	2.00	2.08	2.08	-	-	2.08	0.08	4.00	21	707,409	1,464,561.05
69	NASCON	9.60	-	9.60	10.00	10.00	-	-	10.00	0.40	4.17	20	747,224	7,475,355.45
70	NB	32.00	-	32.00	32.00	32.00	-	-	32.00	-	-	52	593,369	19,014,163.15
71	NCR	2.00	-	2.00	-	-	-	-	2.00	-	-	1	3,500	6,300.00
72	NEIMETH	1.75	-	1.75	1.78	1.78	-	-	1.78	0.03	1.71	32	922,175	1,639,042.38
73	NEM	1.90	-	1.90	1.91	1.87	2.09	-	1.87	-0.03	-1.58	8	550,000	1,047,114.00
74	NESF	552.20	-	552.20	-	-	-	-	552.20	-	-	4	102	52,787.60
75	NESTLE	1,175.00	-	1,175.00	-	-	-	-	1,175.00	-	-	78	12,823	13,998,142.80





































Prices for Securities Traded as of 06/08/2020

Printed 06/08/2020 14:36:28.028

S/N	COMPANY	PCLOSE	OOPEN	OPEN	HIGH	LOW	%SPREAD	OCLOSE	CLOSE	CHANGE	%CHANGI	TRADES	VOLUME	VALUE
76	NNFM	4.30	-	4.30	-	-	-	-	4.30	-	-	4	3,195	12,725.40
77	NOTORE	62.50	-	62.50	-	-	-	-	62.50	-	-	5	111	6,660.00
78	NPFMCRFBK	1.24	-	1.24	1.25	1.25	-	-	1.25	0.01	0.81	14	1,013,000	1,266,700.00
79	NSLTECH	0.20	-	0.20	-	-	-	-	0.20	-	-	1	4,000	800.00
80	OANDO	2.33	-	2.33	2.33	2.33	-	-	2.33	-	-	32	840,438	1,955,405.44
81	OKOMUOIL	74.95	-	74.95	-	-	-	-	74.95	-	-	17	17,045	1,196,633.90
82	PORTPAINT	2.23	-	2.23	-	-	-	-	2.23	-	-	1	100	215.00
83	PRESCO	48.00	-	48.00	-	-	-	-	48.00	-	-	22	272,645	13,308,405.00
84	PRESTIGE	0.50	-	0.50	-	-	-	-	0.50	-	-	2	3,472	1,679.84
85	PZ	4.25	-	4.25	-	-	-	-	4.25	-	-	24	203,356	848,230.30
86	REDSTAREX	3.65	-	3.65	-	-	-	-	3.65	-	-	12	61,286	229,189.34
87	REGALINS	0.23	-	0.23	0.24	0.23	4.17	-	0.23	-	4.35	7	349,000	82,070.00
88	ROYALEX	0.31	-	0.31	-	-	-	-	0.31	-	-	1	200	60.00
89	RTBRISCOE	0.20	-	0.20	-	-	-	-	0.20	-	-	3	60,584	12,116.80
90	SCOA	2.93	-	2.93	-	-	-	-	2.93	-	-	1	7,540	19,905.60
91	SEPLAT	321.00	-	321.00	350.00	350.00	-	-	350.00	29.00	9.03	27	158,240	55,081,754.30
92	SOVRENINS	0.20	-	0.20	-	-	-	-	0.20	-	-	1	49,667	9,933.40
93	STANBIC	31.50	-	31.50	33.00	33.00	-	-	33.00	1.50	4.76	40	4,814,254	158,714,448.55
94	STERLNBANK	1.14	-	1.14	1.18	1.14	3.39	1.14	1.14	-	0.88	101	5,523,874	6,404,411.79
95	STUDPRESS	1.80	-	1.80	-	-	-	-	1.80	-	-	1	1,000	1,620.00
96	SUNUASSUR	0.20	-	0.20	-	-	-	-	0.20	-	-	1	2,000	400.00
97	TANTALIZER	0.20	-	0.20	-	-	-	-	0.20	-	-	1	2,000	400.00
98	THOMASWY	0.35	-	0.35	-	-	-	-	0.35	-	-	1	128	40.96
99	TOTAL	79.10	-	79.10	-	-	-	-	79.10	-	-	29	6,737	537,155.80
100	TOURIST	3.15	-	3.15	-	-	-	-	3.15	-	-	1	2,000	6,700.00

Prices for Securities Traded as of 06/08/2020


Printed 06/08/2020 14:36:28.028

S/N	COMPANY	PCLOSE	OOPEN	OPEN	HIGH	LOW	%SPREAD	OCLOSE	CLOSE	CHANGE	%CHANGI	TRADES	VOLUME	VALUE
101	TRANSCORP	0.62	-	0.62	0.63	0.61	3.17	-	0.62	 - 	-1.61	46	10,749,932	6,651,705.66
102	TRIPPLEG	0.50	-	0.50	-	-	-	-	0.50	 - 	-	1	11,567	6,246.18
103	UACN	6.85	-	6.85	-	-	-	-	6.85	 - 	-	163	3,226,698	20,081,979.95
104	UAC-PROP	0.92	0.96	0.96	0.96	0.96	-	-	0.96	 0.04 	4.35	29	937,893	890,171.92
105	UBA	6.30	-	6.30	6.45	6.30	2.33	-	6.45	 0.15 	2.38	115	2,102,820	13,334,040.55
106	UBN	5.40	-	5.40	5.00	4.90	2.00	-	5.00	 -0.40 	-7.41	52	1,452,968	7,155,865.20
107	UCAP	2.99	-	2.99	3.05	2.99	1.97	3.01	3.01	 0.02 	0.67	84	3,606,024	10,830,890.55
108	UNILEVER	11.20	-	11.20	-	-	-	-	11.20	 - 	-	33	188,954	2,240,635.10
109	UNIONDAC	0.25	-	0.25	-	-	-	-	0.25	 - 	-	5	109,000	25,290.60
110	UNIONDICON	10.95	-	10.95	-	-	-	-	10.95	 - 	-	1	250	2,475.00
111	UNITYBNK	0.59	-	0.59	0.59	0.59	-	-	0.59	 - 	-	3	110,086	64,933.04
112	UNIVINSURE	0.20	-	0.20	-	-	-	-	0.20	 - 	-	1	4,000	800.00
113	VERITASKAP	0.20	-	0.20	-	-	-	-	0.20	 - 	-	1	1,000	200.00
114	VITAFOAM	5.75	-	5.75	-	-	-	-	5.75	 - 	-	33	585,297	3,102,927.15
115	WAPCO	11.70	-	11.70	11.80	11.65	1.27	11.70	11.70	 - 	-0.43	124	9,963,250	116,627,159.95
116	WAPIC	0.32	-	0.32	-	-	-	-	0.32	 - 	-	7	180,939	60,660.79
117	WEMABANK	0.52	-	0.52	0.52	0.51	1.92	-	0.51	 -0.01 	-1.92	32	2,798,432	1,429,907.00
118	ZENITHBANK	16.50	-	16.50	16.70	16.65	0.30	16.70	16.70	 0.20 	1.21	295	6,047,987	100,902,657.40
Total												3,646	173,748,425	2,132,848,752.50

Prices for Securities Traded as of 06/08/2020

Printed 06/08/2020 14:36:28.028

PRICES FOR ETF SECURITIES TRADED ON 06/08/2020

<u>S/N</u>	<u>COMPANY</u>	<u>PCLOSE</u>	<u>OPEN</u>	<u>HIGH</u>	<u>LOW</u>	<u>%SPREAD</u>	<u>CLOSE</u>	<u>CHANGE</u>	<u>%CHANG</u>	<u>TRADES</u>	<u>VOLUME</u>	<u>VALUE</u>
1	STANBICETF30	90.00	90.00	93.50	90.00	3.74	90.00		3.89	3	105	9,642.50
Total										3	105	9,642.50

Prices for Securities Traded as of 06/08/2020

Printed 06/08/2020 14:36:28.028

PRICES FOR BOND SECURITIES TRADED ON 06/08/2020

<u>S/N</u>	<u>COMPANY</u>	<u>PCLOSE</u>	<u>OPEN</u>	<u>HIGH</u>	<u>LOW</u>	<u>%SPREAD</u>	<u>CLOSE</u>	<u>CHANGE</u>	<u>%CHANGE</u>	<u>TRADES</u>	<u>VOLUME</u>	<u>VALUE</u>
1	FGS202255	100.00	100.00	101.00	101.00	-	101.00	1.00 ↑	1.00	2	200	202,000.00
2	FGS202261	105.00	105.00	105.00	105.00	-	105.00	0.00 →	-	1	5,000	5,250,000.00
Total										3	5,200	5,452,000.00