

Prices for Securities Traded as of 07/02/2022

Printed 07/02/2022 15:01:07.007



PRICES FOR EQUITY SECURITIES TRADED ON 07/02/2022

S/N	COMPANY	PCLOSE	OOPEN	OPEN	HIGH	LOW	%SPREAD	OCLOSE	CLOSE	CHANGE	%CHANGI	TRADES	VOLUME	VALUE
1	ABCTRANS	0.33	-	0.33	0.33	0.33	-	-	0.33	-	-	7	124,607	41,149.93
2	ACADEMY	1.24	-	1.24	-	-	-	-	1.24	-	-	28	492,195	664,149.32
3	ACCESS	10.20	-	10.20	10.30	10.20	0.97	-	10.30	0.10	0.98	224	8,039,412	82,149,014.85
4	AFRIPRUD	6.50	-	6.50	6.50	6.50	-	-	6.50	-	-	38	1,140,679	7,444,275.75
5	AIICO	0.72	-	0.72	0.73	0.69	5.48	-	0.69	-0.03	-4.17	81	12,930,228	9,050,001.21
6	AIRTELAFRI	1,271.00	-	1,271.00	-	-	-	-	1,271.00	-	-	42	39,918	55,777,903.60
7	ALEX	7.20	-	7.20	-	-	-	-	7.20	-	-	2	267	1,735.50
8	ARDOVA	12.70	-	12.70	-	-	-	-	12.70	-	-	54	181,658	2,327,044.95
9	BERGER	8.35	-	8.35	-	-	-	-	8.35	-	-	27	161,998	1,258,983.45
10	BETAGLAS	52.95	-	52.95	-	-	-	-	52.95	-	-	7	1,232	62,543.95
11	BUACEMENT	70.75	-	70.75	-	-	-	-	70.75	-	-	31	33,969	2,320,062.40
12	BUAFOODS	64.40	-	64.40	-	-	-	-	64.40	-	-	57	439,426	25,847,906.60
13	CADBURY	8.70	-	8.70	-	-	-	-	8.70	-	-	29	147,672	1,284,286.90
14	CAP	19.50	-	19.50	-	-	-	-	19.50	-	-	14	194,347	3,751,001.05
15	CAVERTON	1.55	-	1.55	1.58	1.42	10.13	-	1.50	-0.05	-3.23	122	5,437,404	7,953,757.84
16	CHAMPION	2.20	-	2.20	2.20	2.08	5.45	-	2.20	-	-0.45	54	2,184,718	4,690,521.20
17	CHAMS	0.20	-	0.20	0.21	0.21	-	-	0.21	0.01	5.00	15	2,505,487	526,152.27
18	CHIPLC	0.63	-	0.63	0.64	0.60	6.25	0.64	0.64	0.01	1.59	9	1,052,234	655,877.42
19	CILEASING	3.78	-	3.78	-	-	-	-	3.78	-	-	13	115,738	473,477.32
20	CONOIL	26.50	-	26.50	-	-	-	-	26.50	-	-	27	23,525	589,395.65
21	CORNERST	0.57	-	0.57	0.57	0.57	-	-	0.57	-	-	6	246,201	139,981.92
22	COURTVILLE	0.53	-	0.53	0.55	0.49	10.91	-	0.55	0.02	3.77	29	5,957,260	3,234,570.30
23	CUSTODIAN	7.90	-	7.90	-	-	-	-	7.90	-	-	5	5,029	37,473.30
24	CUTIX	2.42	-	2.42	2.49	2.40	3.61	-	2.49	0.07	2.89	16	705,728	1,736,505.70
25	CWG	1.23	-	1.23	-	-	-	-	1.23	-	-	3	10,000	12,000.00

Prices for Securities Traded as of 07/02/2022

Printed 07/02/2022 15:01:07.007

S/N	COMPANY	PCLOSE	OOPEN	OPEN	HIGH	LOW	%SPREAD	OCLOSE	CLOSE	CHANGE	%CHANGI	TRADES	VOLUME	VALUE
26	DAARCOMM	0.20	-	0.20	-	-	-	-	0.20	-	-	1	500	100.00
27	DANGCEM	274.80	-	274.80	-	-	-	-	274.80	-	-	92	113,587	30,366,648.10
28	DANGSUGAR	17.50	-	17.50	17.55	17.55	-	-	17.55	0.05	0.29	144	1,116,746	19,585,615.15
29	EKOCORP	5.79	-	5.79	-	-	-	-	5.79	-	-	1	300	1,566.00
30	ELLAHLAKES	4.25	-	4.25	-	-	-	-	4.25	-	-	3	26,250	105,250.00
31	ENAMELWA	16.20	-	16.20	-	-	-	-	16.20	-	-	1	5	89.00
32	ETERNA	5.45	-	5.45	-	-	-	-	5.45	-	-	16	115,775	619,266.79
33	ETI	12.10	-	12.10	12.05	12.05	-	-	12.05	-0.05	-0.41	58	703,331	8,501,774.65
34	ETRANZACT	2.00	-	2.00	-	-	-	-	2.00	-	-	1	250	500.00
35	FBNH	11.10	-	11.10	11.20	11.00	1.79	11.00	11.00	-0.10	-0.90	227	13,460,382	149,385,866.75
36	FCMB	3.00	-	3.00	3.00	3.00	-	-	3.00	-	-	54	2,335,269	7,006,104.36
37	FIDELITYBK	2.85	-	2.85	2.88	2.85	1.04	2.87	2.87	0.02	0.70	147	23,210,401	66,403,386.73
38	FIDSON	8.11	-	8.11	8.09	7.82	3.34	-	8.09	-0.02	-0.25	33	439,696	3,500,573.56
39	FLOURMILL	29.20	-	29.20	-	-	-	-	29.20	-	-	57	336,279	9,798,561.55
40	FTNCOCOA	0.38	-	0.38	0.36	0.35	2.78	-	0.36	-0.02	-5.26	19	1,721,527	606,824.12
41	GLAXOSMITH	6.05	-	6.05	-	-	-	-	6.05	-	-	26	122,308	733,376.65
42	GSPECPLC	4.19	-	4.19	-	-	-	-	4.19	-	-	2	500	1,890.00
43	GTCO	27.50	-	27.50	27.70	27.30	1.44	27.35	27.35	-0.15	-0.55	362	44,925,831	1,232,278,618.80
44	GUINEAINS	0.22	-	0.22	0.22	0.20	9.09	-	0.20	-0.02	-9.09	26	8,300,698	1,680,127.53
45	GUINNESS	48.55	-	48.55	-	-	-	-	48.55	-	-	74	414,140	19,740,329.15
46	HONYFLOUR	3.50	-	3.50	3.50	3.45	1.43	-	3.45	-0.05	-1.43	67	2,612,544	9,113,063.06
47	IKEJAHOTEL	1.33	-	1.33	-	-	-	-	1.33	-	-	11	343,419	446,683.33
48	IMG	9.50	-	9.50	-	-	-	-	9.50	-	-	4	3,100	29,750.00
49	INTBREW	5.30	-	5.30	5.30	5.00	5.66	-	5.00	-0.30	-5.66	74	4,486,719	22,949,323.05
50	JAIZBANK	0.71	0.71	0.71	0.71	0.66	7.04	-	0.70	-0.01	-1.41	57	3,924,252	2,711,894.94

Prices for Securities Traded as of 07/02/2022

Printed 07/02/2022 15:01:07.007

S/N	COMPANY	PCLOSE	OOPEN	OPEN	HIGH	LOW	%SPREAD	OCLOSE	CLOSE	CHANGE	%CHANGI	TRADES	VOLUME	VALUE
51	JAPAULGOLD	0.37	-	0.37	0.39	0.37	5.13	-	0.39	0.02 ↑	5.41	35	1,195,561	456,139.66
52	JBERGER	26.00	-	26.00	-	-	-	-	26.00	- →	-	28	285,946	7,431,066.15
53	JOHNHOLT	0.79	-	0.79	-	-	-	-	0.79	- →	-	4	2,427	2,023.83
54	LASACO	1.06	-	1.06	-	-	-	-	1.06	- →	-	13	165,227	170,003.35
55	LEARNAFRCA	1.40	-	1.40	-	-	-	-	1.40	- →	-	12	106,757	156,672.07
56	LINKASSURE	0.51	0.51	0.51	0.51	0.51	-	-	0.51	- →	-	8	324,990	165,980.90
57	LIVESTOCK	2.04	-	2.04	2.00	1.94	3.00	-	2.00	-0.04 ↓	-1.96	39	1,777,413	3,535,281.31
58	LIVINGTRUST	1.24	-	1.24	-	-	-	-	1.24	- →	-	12	415,500	469,670.00
59	MANSARD	2.35	-	2.35	2.44	2.29	6.15	-	2.44	0.09 ↑	3.83	25	470,947	1,103,420.92
60	MAYBAKER	4.30	-	4.30	4.45	4.44	0.22	-	4.45	0.15 ↑	3.49	21	318,265	1,405,985.14
61	MBENEFIT	0.26	-	0.26	0.26	0.26	-	-	0.26	- →	-	20	719,054	187,481.54
62	MORISON	1.99	-	1.99	-	-	-	-	1.99	- →	-	1	14,000	28,000.00
63	MRS	13.55	-	13.55	-	-	-	-	13.55	- →	-	8	2,757	34,007.35
64	MTNN	200.30	-	200.30	199.00	199.00	-	-	199.00	-1.30 ↓	-0.65	301	1,735,801	346,328,188.70
65	MULTIVERSE	0.20	-	0.20	0.21	0.20	4.76	-	0.20	- ↑	5.00	9	946,730	192,546.00
66	NAHCO	4.29	-	4.29	4.35	4.35	-	-	4.35	0.06 ↑	1.40	41	703,512	3,025,882.84
67	NASCON	13.25	-	13.25	-	-	-	-	13.25	- →	-	27	287,228	3,822,074.30
68	NB	48.00	-	48.00	48.00	48.00	-	-	48.00	- →	-	104	18,175,080	872,539,673.50
69	NEIMETH	1.80	-	1.80	1.81	1.81	-	-	1.81	0.01 ↑	0.56	25	554,388	1,023,344.99
70	NEM	3.33	-	3.33	3.01	3.01	-	3.01	3.01	-0.32 ↓	-9.61	41	650,881	2,034,907.85
71	NESTLE	1,435.00	-	1,435.00	-	-	-	-	1,435.00	- →	-	69	306,158	433,189,210.10
72	NGXGROUP	24.25	-	24.25	24.50	24.50	-	24.50	24.50	0.25 ↑	1.03	99	4,169,560	101,641,193.45
73	NNFM	9.00	-	9.00	-	-	-	-	9.00	- →	-	5	4,200	36,120.00
74	NPFMCRFBK	2.16	-	2.16	2.10	2.10	-	-	2.10	-0.06 ↓	-2.78	13	318,336	668,130.09
75	OANDO	5.16	-	5.16	5.17	4.75	8.12	4.75	4.75	-0.41 ↓	-7.95	153	6,474,084	32,739,495.79

Prices for Securities Traded as of 07/02/2022

Printed 07/02/2022 15:01:07.007

S/N	COMPANY	PCLOSE	OOPEN	OPEN	HIGH	LOW	%SPREAD	OCLOSE	CLOSE	CHANGE	%CHANGI	TRADES	VOLUME	VALUE
76	OKOMUOIL	142.00	-	142.00	127.80	127.80	-	-	127.80	-14.20 ↓	-10.00	54	857,326	109,576,379.80
77	PHARMDEKO	1.98	-	1.98	2.17	1.81	16.59	1.81	1.81	-0.17 ↓	-8.59	9	484,368	990,486.06
78	PRESKO	94.50	-	94.50	95.00	95.00	-	-	95.00	0.50 ↑	0.53	75	970,162	91,868,035.85
79	PRESTIGE	0.42	-	0.42	0.45	0.40	11.11	-	0.45	0.03 ↑	7.14	5	567,619	234,787.60
80	PZ	6.95	-	6.95	6.45	6.45	-	-	6.45	-0.50 ↓	-7.19	40	454,065	2,945,020.90
81	REDSTAREX	3.68	-	3.68	-	-	-	-	3.68	-	-	15	45,265	154,032.44
82	REGALINS	0.40	-	0.40	0.40	0.40	-	-	0.40	-	-	3	152,500	60,600.00
83	ROYALEX	0.84	-	0.84	0.84	0.84	-	0.84	0.84	-	-	10	338,093	279,740.12
84	RTBRISCOE	0.28	-	0.28	0.30	0.26	13.33	-	0.30	0.02 ↑	7.14	25	3,685,279	1,075,053.53
85	SCOA	1.25	-	1.25	1.37	1.35	1.46	-	1.37	0.12 ↑	9.60	22	1,041,724	1,408,347.40
86	SEPLAT	870.00	-	870.00	866.00	866.00	-	-	866.00	-4.00 ↓	-0.46	40	809,804	699,730,966.60
87	SFSREIT	67.90	-	67.90	-	-	-	-	67.90	-	-	9	13,740	993,188.65
88	SOVRENINS	0.24	-	0.24	0.24	0.23	4.17	0.24	0.24	-	-4.17	13	12,522,500	2,882,670.00
89	STANBIC	35.00	-	35.00	-	-	-	-	35.00	-	-	66	537,629	18,812,354.30
90	STERLNBANK	1.70	-	1.70	1.70	1.61	5.29	1.70	1.70	-	-2.94	57	7,147,875	12,028,563.70
91	SUNUASSUR	0.30	-	0.30	0.33	0.33	-	-	0.33	0.03 ↑	10.00	12	1,339,400	423,218.00
92	TANTALIZER	0.20	-	0.20	-	-	-	-	0.20	-	-	1	800	160.00
93	TOTAL	241.00	-	241.00	-	-	-	-	241.00	-	-	50	115,011	26,554,689.40
94	TRANSCOHOT	5.38	-	5.38	-	-	-	-	5.38	-	-	2	301	1,760.85
95	TRANSCORP	1.14	-	1.14	1.20	1.15	4.17	-	1.15	0.01 ↑	0.88	171	23,590,940	27,492,967.44
96	TRANSEXPR	0.81	-	0.81	-	-	-	-	0.81	-	-	1	10,000	7,300.00
97	TRIPPLEG	0.96	-	0.96	-	-	-	-	0.96	-	-	1	1,500	1,365.00
98	UACN	9.00	-	9.00	8.95	8.95	-	-	8.95	-0.05 ↓	-0.56	41	2,167,583	19,395,244.45
99	UBA	8.55	-	8.55	8.70	8.55	1.72	8.65	8.65	0.10 ↑	1.17	215	9,188,853	79,163,793.05
100	UBN	5.90	-	5.90	5.85	5.85	-	-	5.85	-0.05 ↓	-0.85	65	1,640,250	9,944,012.05

Prices for Securities Traded as of 07/02/2022






Printed 07/02/2022 15:01:07.007

S/N	COMPANY	PCLOSE	OOPEN	OPEN	HIGH	LOW	%SPREAD	OCLOSE	CLOSE	CHANGE	%CHANGI	TRADES	VOLUME	VALUE
101	UCAP	11.20	-	11.20	11.20	11.10	0.89	-	11.20	-	↓	81	1,985,119	22,149,899.85
102	UNILEVER	13.75	-	13.75	-	-	-	-	13.75	-	→	30	83,995	1,112,529.60
103	UNITYBNK	0.50	-	0.50	0.51	0.48	5.88	-	0.50	-	↓	15	1,788,578	895,659.99
104	UNIVINSURE	0.20	-	0.20	-	-	-	-	0.20	-	→	1	4,000	800.00
105	UPDC	1.08	-	1.08	1.06	1.05	0.94	-	1.06	-0.02	↓	27	856,880	905,590.70
106	UPDCREIT	3.60	-	3.60	3.70	3.65	1.35	-	3.70	0.10	↑	34	1,045,791	3,852,950.90
107	UPL	2.50	-	2.50	2.59	2.40	7.34	2.59	2.59	0.09	↑	12	361,676	895,924.35
108	VERITASKAP	0.23	-	0.23	-	-	-	-	0.23	-	→	5	165,363	35,379.86
109	VITAFOAM	24.40	-	24.40	-	-	-	-	24.40	-	→	38	221,062	5,249,654.65
110	WAPCO	26.50	-	26.50	26.85	26.50	1.30	-	26.50	-	↑	124	4,248,889	113,093,250.15
111	WAPIC	0.50	-	0.50	0.50	0.50	-	-	0.50	-	→	35	3,271,960	1,635,980.17
112	WEMABANK	0.85	-	0.85	0.85	0.81	4.71	0.85	0.85	-	↓	58	3,035,974	2,553,806.21
113	ZENITHBANK	26.35	-	26.35	27.00	26.60	1.48	-	26.95	0.60	↑	270	9,716,650	261,394,230.15
Total												5,342	285,478,067	5,129,783,849.25

Prices for Securities Traded as of 07/02/2022

Printed 07/02/2022 15:01:07.007

PRICES FOR ETF SECURITIES TRADED ON 07/02/2022

S/N	COMPANY	PCLOSE	OPEN	HIGH	LOW	%SPREAD	CLOSE	CHANGE	%CHANG	TRADES	VOLUME	VALUE
1	LOTUSHAL15	18.00	18.00	18.00	18.00	-	18.00		-	1	200	3,600.00
2	NEWGOLD	9,000.00	9,000.00	9,000.00	9,000.00	-	9,000.00		-	4	18	162,000.00
3	STANBICETF30	82.40	78.00	85.00	74.16	12.75	74.50		-9.59	10	7,286	552,746.40
4	VETGRIF30	18.50	18.50	18.49	18.49	-	18.49		-0.05	1	4,500	83,205.00
5	VETINDEF	18.61	18.61	18.61	18.61	-	18.61		-	2	110	2,047.10
Total										18	12,114	803,598.50

Prices for Securities Traded as of 07/02/2022

Printed 07/02/2022 15:01:07.007

PRICES FOR BOND SECURITIES TRADED ON 07/02/2022

<u>S/N</u>	<u>COMPANY</u>	<u>PCLOSE</u>	<u>OPEN</u>	<u>HIGH</u>	<u>LOW</u>	<u>%SPREAD</u>	<u>CLOSE</u>	<u>CHANGE</u>	<u>%CHANGE</u>	<u>TRADES</u>	<u>VOLUME</u>	<u>VALUE</u>
1	FGSUK2025S2	114.90	114.90	114.90	114.90	-	114.90	-	-	1	685	787,065.00
2	FGSUK2027S3	100.00	100.00	100.00	100.00	-	100.00	-	-	2	8,390	8,389,991.61
Total										3	9,075	9,177,056.61