

Prices for Securities Traded as of 09/08/2022

Printed 09/08/2022 15:01:08.008



PRICES FOR EQUITY SECURITIES TRADED ON 09/08/2022

S/N	COMPANY	PCLOSE	OOPEN	OPEN	HIGH	LOW	%SPREAD	OCLOSE	CLOSE	CHANGE	%CHANGI	TRADES	VOLUME	VALUE
1	ABBEYBDS	1.70	-	1.70	-	-	-	-	1.70	-	-	1	50	85.00
2	ABCTRANS	0.30	-	0.30	-	-	-	-	0.30	-	-	3	3,407	1,020.03
3	ACADEMY	2.03	-	2.03	2.03	2.03	-	-	2.03	-	-	29	1,012,976	2,055,111.81
4	ACCESSCORP	9.00	-	9.00	9.00	9.00	-	9.00	9.00	-	-	169	5,909,697	53,167,207.15
5	AFRIPRUD	5.50	-	5.50	-	-	-	-	5.50	-	-	31	478,627	2,755,546.75
6	AFROMEDIA	0.20	-	0.20	0.20	0.20	-	-	0.20	-	-	4	448,611	89,722.20
7	AIICO	0.57	-	0.57	0.58	0.56	3.45	-	0.57	-	-1.75	47	14,848,501	8,448,727.89
8	AIRTELAFRI	1,905.40	-	1,905.40	-	-	-	-	1,905.40	-	-	18	330	653,766.70
9	ARDOVA	13.00	-	13.00	-	-	-	-	13.00	-	-	24	88,479	1,083,388.55
10	BERGER	6.60	-	6.60	-	-	-	-	6.60	-	-	16	106,424	702,415.85
11	BETAGLAS	51.20	-	51.20	-	-	-	-	51.20	-	-	13	2,004	92,384.40
12	BUACEMENT	58.80	-	58.80	-	-	-	-	58.80	-	-	52	251,902	13,601,916.65
13	BUAFOODS	54.50	-	54.50	-	-	-	-	54.50	-	-	17	43,839	2,244,072.40
14	CADBURY	15.40	-	15.40	-	-	-	-	15.40	-	-	21	75,965	1,109,983.40
15	CAP	17.00	-	17.00	-	-	-	-	17.00	-	-	4	3,320	58,178.20
16	CAVERTON	1.09	-	1.09	1.16	1.09	6.03	-	1.09	-	1.83	16	1,496,586	1,680,195.62
17	CHAMPION	4.00	-	4.00	3.75	3.60	4.00	-	3.75	-0.25	-6.25	27	1,102,517	4,040,396.72
18	CHAMS	0.25	-	0.25	0.27	0.25	7.41	0.27	0.27	0.02	8.00	27	5,321,125	1,384,244.52
19	CHIPLC	0.60	-	0.60	0.59	0.58	1.69	-	0.58	-0.02	-3.33	9	2,555,998	1,488,393.84
20	CILEASING	3.20	-	3.20	-	-	-	-	3.20	-	-	3	633	1,899.00
21	CONOIL	25.95	-	25.95	-	-	-	-	25.95	-	-	30	110,813	2,605,583.75
22	CORNERST	0.75	-	0.75	0.68	0.68	-	-	0.68	-0.07	-9.33	9	355,759	248,129.30
23	COURTVILLE	0.47	-	0.47	0.47	0.47	-	-	0.47	-	-	13	575,830	263,142.94
24	CUSTODIAN	6.80	-	6.80	-	-	-	-	6.80	-	-	17	82,561	560,351.30
25	CUTIX	2.25	-	2.25	2.25	2.25	-	-	2.25	-	-	30	891,235	2,002,318.00

Prices for Securities Traded as of 09/08/2022

Printed 09/08/2022 15:01:08.008

S/N	COMPANY	PCLOSE	OOPEN	OPEN	HIGH	LOW	%SPREAD	OCLOSE	CLOSE	CHANGE	%CHANGI	TRADES	VOLUME	VALUE
26	CWG	0.90	-	0.90	-	-	-	-	0.90	-	-	4	20,550	18,450.00
27	DAARCOMM	0.20	-	0.20	0.20	0.20	-	-	0.20	-	-	1	150,000	30,000.00
28	DANGCEM	265.00	-	265.00	241.00	241.00	-	-	241.00	-24.00	-9.06	81	327,599	79,129,962.80
29	DANGSUGAR	16.55	-	16.55	-	-	-	-	16.55	-	-	52	136,463	2,272,344.95
30	DEAPCAP	0.20	-	0.20	0.20	0.20	-	-	0.20	-	-	3	141,000	28,200.00
31	ELLAHLAKES	3.58	3.93	3.93	3.93	3.93	-	-	3.93	0.35	9.78	31	800,150	2,921,732.50
32	ETERNA	7.15	-	7.15	-	-	-	-	7.15	-	-	20	97,448	665,694.43
33	ETI	9.90	-	9.90	10.60	10.60	-	10.60	10.60	0.70	7.07	24	1,771,507	18,773,282.80
34	ETRANZACT	2.27	-	2.27	-	-	-	-	2.27	-	-	1	19,956	49,690.44
35	FBNH	10.80	-	10.80	10.80	10.70	0.93	-	10.80	-	-0.46	105	2,383,933	25,698,734.40
36	FCMB	3.05	-	3.05	-	-	-	-	3.05	-	-	14	42,623	131,335.05
37	FIDELITYBK	3.00	-	3.00	-	-	-	-	3.00	-	-	80	1,637,747	4,873,658.03
38	FIDSON	10.10	-	10.10	-	-	-	-	10.10	-	-	20	97,172	938,694.19
39	FLOURMILL	32.90	-	32.90	-	-	-	-	32.90	-	-	58	267,030	8,711,902.65
40	FTNCOCOA	0.31	-	0.31	0.32	0.30	6.25	-	0.32	0.01	3.23	10	381,900	117,512.50
41	GLAXOSMITH	5.95	-	5.95	-	-	-	-	5.95	-	-	28	339,524	2,078,039.35
42	GSPECPLC	2.75	-	2.75	-	-	-	-	2.75	-	-	1	36	108.00
43	GTCO	20.50	-	20.50	20.60	20.45	0.73	20.55	20.55	0.05	0.24	265	7,850,003	160,968,657.15
44	GUINEAINS	0.20	-	0.20	0.20	0.20	-	-	0.20	-	-	2	110,000	22,000.00
45	GUINNESS	83.00	-	83.00	-	-	-	-	83.00	-	-	78	304,098	25,443,655.50
46	HONYFLOUR	2.95	-	2.95	3.00	2.81	6.33	-	2.81	-0.14	-4.75	99	4,204,841	12,326,456.63
47	IKEJAHOTEL	0.97	1.06	1.06	1.06	1.06	-	-	1.06	0.09	9.28	7	116,888	123,901.28
48	INTBREW	5.25	-	5.25	5.10	5.00	1.96	-	5.00	-0.25	-4.76	54	3,065,200	15,530,735.00
49	JAIZBANK	0.88	-	0.88	0.91	0.87	4.40	-	0.87	-0.01	-1.14	62	1,368,141	1,204,149.83
50	JAPAULGOLD	0.37	-	0.37	0.40	0.34	15.00	0.34	0.34	-0.03	-8.11	98	23,180,182	8,951,218.33

Prices for Securities Traded as of 09/08/2022

Printed 09/08/2022 15:01:08.008

S/N	COMPANY	PCLOSE	OOPEN	OPEN	HIGH	LOW	%SPREAD	OCLOSE	CLOSE	CHANGE	%CHANGI	TRADES	VOLUME	VALUE
51	JBERGER	25.90	-	25.90	-	-	-	-	25.90	-	-	18	132,298	3,431,520.10
52	LASACO	0.98	-	0.98	0.99	0.99	-	-	0.99	0.01	1.02	12	217,671	214,081.03
53	LEARNAFRCA	2.20	-	2.20	-	-	-	-	2.20	-	-	17	272,945	594,364.88
54	LINKASSURE	0.50	-	0.50	-	-	-	-	0.50	-	-	3	82,500	42,075.00
55	LIVESTOCK	1.27	-	1.27	-	-	-	-	1.27	-	-	21	291,289	371,370.57
56	LIVINGTRUST	1.40	-	1.40	-	-	-	-	1.40	-	-	2	9,842	12,401.57
57	MANSARD	1.89	-	1.89	1.86	1.86	-	-	1.86	-0.03	-1.59	30	655,171	1,227,216.09
58	MAYBAKER	3.61	-	3.61	3.57	3.57	-	-	3.57	-0.04	-1.11	13	257,640	918,968.61
59	MCNICHOLS	0.74	-	0.74	-	-	-	-	0.74	-	-	3	8,339	6,323.74
60	MEYER	2.27	-	2.27	-	-	-	-	2.27	-	-	3	7,221	16,367.25
61	MORISON	2.19	-	2.19	-	-	-	-	2.19	-	-	4	1,820	4,062.80
62	MRS	14.45	-	14.45	-	-	-	-	14.45	-	-	5	1,668	24,277.40
63	MTNN	210.00	-	210.00	201.00	201.00	-	-	201.00	-9.00	-4.29	356	1,480,553	300,879,202.50
64	MULTIVERSE	1.88	-	1.88	2.06	2.06	-	-	2.06	0.18	9.57	22	2,081,559	4,276,151.11
65	NAHCO	6.00	-	6.00	5.80	5.75	0.86	-	5.80	-0.20	-3.33	36	1,137,751	6,647,667.00
66	NASCON	11.10	-	11.10	-	-	-	-	11.10	-	-	9	5,400	60,525.40
67	NB	47.15	-	47.15	-	-	-	-	47.15	-	-	48	214,148	9,682,102.75
68	NEIMETH	1.40	-	1.40	-	-	-	-	1.40	-	-	9	102,315	157,565.10
69	NEM	3.40	-	3.40	3.74	3.40	9.09	-	3.74	0.34	10.00	22	1,760,648	6,423,980.60
70	NESTLE	1,300.00	-	1,300.00	-	-	-	-	1,300.00	-	-	45	31,911	42,856,709.20
71	NGXGROUP	20.45	-	20.45	-	-	-	-	20.45	-	-	34	1,196,002	24,261,149.20
72	NNFM	8.60	-	8.60	-	-	-	-	8.60	-	-	2	2,302	18,563.00
73	NPFMCRFBK	1.65	-	1.65	-	-	-	-	1.65	-	-	6	44,364	72,877.09
74	OANDO	4.99	-	4.99	4.90	4.72	3.67	-	4.90	-0.09	-1.80	38	832,170	3,978,497.93
75	OKOMUOIL	216.90	-	216.90	-	-	-	-	216.90	-	-	31	15,244	2,977,153.20

Prices for Securities Traded as of 09/08/2022

Printed 09/08/2022 15:01:08.008

S/N	COMPANY	PCLOSE	OOPEN	OPEN	HIGH	LOW	%SPREAD	OCLOSE	CLOSE	CHANGE	%CHANGI	TRADES	VOLUME	VALUE
76	OMATEK	0.20	-	0.20	0.20	0.20	-	-	0.20	-	-	1	100,000	20,000.00
77	PHARMDEKO	1.75	-	1.75	-	-	-	-	1.75	-	-	1	300	474.00
78	PRESKO	158.40	-	158.40	-	-	-	-	158.40	-	-	19	169,203	24,128,347.80
79	PRESTIGE	0.40	-	0.40	0.44	0.44	-	-	0.44	0.04	10.00	6	506,318	222,687.56
80	PZ	10.25	-	10.25	-	-	-	-	10.25	-	-	24	58,735	570,486.80
81	REDSTAREX	2.50	-	2.50	-	-	-	-	2.50	-	-	11	150,528	387,183.68
82	REGALINS	0.25	-	0.25	-	-	-	-	0.25	-	-	1	15,680	4,233.60
83	RTBRISCOE	0.36	-	0.36	0.39	0.39	-	-	0.39	0.03	8.33	10	357,030	138,044.09
84	SEPLAT	1,430.50	-	1,430.50	-	-	-	-	1,430.50	-	-	140	294,102	441,752,229.40
85	SKYAVN	5.65	-	5.65	-	-	-	-	5.65	-	-	6	8,893	50,344.45
86	SOVRENINS	0.27	-	0.27	0.26	0.25	3.85	-	0.25	-0.02	-7.41	8	10,110,600	2,578,650.00
87	STANBIC	31.00	-	31.00	29.00	29.00	-	-	29.00	-2.00	-6.45	60	740,471	21,526,706.10
88	STERLNBANK	1.50	-	1.50	1.51	1.45	3.97	1.50	1.50	-	0.67	65	14,301,701	21,410,942.23
89	SUNUASSUR	0.35	-	0.35	-	-	-	-	0.35	-	-	1	5,000	1,750.00
90	TANTALIZER	0.20	-	0.20	-	-	-	-	0.20	-	-	1	500	100.00
91	TOTAL	234.50	-	234.50	-	-	-	-	234.50	-	-	60	77,503	16,695,697.00
92	TRANSCOHOT	6.25	-	6.25	-	-	-	-	6.25	-	-	2	1,938	10,914.30
93	TRANSCORP	1.08	-	1.08	1.12	1.08	3.57	-	1.12	0.04	3.70	46	1,160,659	1,273,967.56
94	TRIPPLEG	0.87	-	0.87	-	-	-	-	0.87	-	-	4	9,336	7,963.41
95	UACN	11.20	-	11.20	11.20	11.20	-	11.20	11.20	-	-	27	902,833	10,110,859.60
96	UBA	7.25	-	7.25	7.25	7.15	1.38	-	7.20	-0.05	-0.69	171	6,151,177	44,264,660.45
97	UBN	5.80	-	5.80	-	-	-	-	5.80	-	-	24	103,405	595,124.50
98	UCAP	12.80	-	12.80	-	-	-	-	12.80	-	-	74	880,072	11,158,085.75
99	UHOMREIT	36.60	-	36.60	-	-	-	-	36.60	-	-	3	127	4,191.95
100	UNILEVER	13.50	-	13.50	-	-	-	-	13.50	-	-	24	85,179	1,152,105.00

Prices for Securities Traded as of 09/08/2022





Printed 09/08/2022 15:01:08.008

S/N	COMPANY	PCLOSE	OOPEN	OPEN	HIGH	LOW	%SPREAD	OCLOSE	CLOSE	CHANGE	%CHANGE	TRADES	VOLUME	VALUE
101	UNITYBNK	0.43	-	0.43	-	-	-	-	0.43		-	11	135,358	60,296.20
102	UNIVINSURE	0.20	-	0.20	-	-	-	-	0.20		-	1	20,000	4,000.00
103	UPDC	1.08	-	1.08	-	-	-	-	1.08		-	12	129,091	143,604.88
104	UPDCREIT	3.55	-	3.55	-	-	-	-	3.55		-	11	59,846	206,074.25
105	UPL	2.12	-	2.12	-	-	-	-	2.12		-	7	88,168	185,356.45
106	VERITASKAP	0.20	-	0.20	0.21	0.20	4.76	-	0.20		5.00	7	1,031,850	207,470.00
107	VITAFOAM	22.50	-	22.50	-	-	-	-	22.50		-	16	84,890	1,760,320.80
108	WAPCO	25.45	-	25.45	-	-	-	-	25.45		-	86	850,679	20,536,583.10
109	WAPIC	0.41	-	0.41	0.41	0.37	9.76	-	0.41		-9.76	34	1,068,724	409,943.37
110	WEMABANK	3.35	-	3.35	-	-	-	-	3.35		-	39	1,081,202	3,479,156.19
111	ZENITHBANK	21.25	-	21.25	21.35	21.15	0.94	-	21.25		0.24	265	4,445,297	94,586,782.35
Total												3,895	140,610,346	1,600,148,807.72

Prices for Securities Traded as of 09/08/2022

Printed 09/08/2022 15:01:08.008

PRICES FOR ETF SECURITIES TRADED ON 09/08/2022

S/N	COMPANY	PCLOSE	OPEN	HIGH	LOW	%SPREAD	CLOSE	CHANGE	%CHANG	TRADES	VOLUME	VALUE
1	LOTUSHAL15	15.50	15.50	15.50	15.50	-	15.50		-	1	7	108.50
2	NEWGOLD	12,000.00	12,000.00	15,000.00	12,000.00	20.00	12,000.00		25.00	5	35	429,000.00
3	STANBICETF30	70.00	70.00	70.00	70.00	-	70.00		-	5	341	23,870.00
4	VSPBONDETF	190.93	190.93	189.43	189.43	-	189.43		-0.79	1	10	1,894.30
Total										12	393	454,872.80

Prices for Securities Traded as of 09/08/2022

Printed 09/08/2022 15:01:08.008

PRICES FOR BOND SECURITIES TRADED ON 09/08/2022

<u>S/N</u>	<u>COMPANY</u>	<u>PCLOSE</u>	<u>OPEN</u>	<u>HIGH</u>	<u>LOW</u>	<u>%SPREAD</u>	<u>CLOSE</u>	<u>CHANGE</u>	<u>%CHANGE</u>	<u>TRADES</u>	<u>VOLUME</u>	<u>VALUE</u>
1	FGSUK2027S3	100.00	100.00	100.00	100.00	-	100.00	-	-	1	46	46,000.00
2	FGSUK2031S4	101.00	101.00	101.00	101.00	-	101.00	0.00	-	1	100	101,000.20
Total										2	146	147,000.20