

Prices for Securities Traded as of 12/09/2022

Printed 12/09/2022 15:18:10.010



PRICES FOR EQUITY SECURITIES TRADED ON 12/09/2022

S/N	COMPANY	PCLOSE	OOPEN	OPEN	HIGH	LOW	%SPREAD	OCLOSE	CLOSE	CHANGE	%CHANGI	TRADES	VOLUME	VALUE
1	ABCTRANS	0.28	-	0.28	-	-	-	-	0.28	-	-	5	39,973	10,508.22
2	ACADEMY	2.10	-	2.10	2.20	2.19	0.45	-	2.20	0.10	4.76	33	973,254	2,132,010.80
3	ACCESSCORP	8.85	-	8.85	8.95	8.85	1.12	-	8.85	-	1.13	150	5,245,835	46,570,422.45
4	AFRIPRUD	5.50	-	5.50	-	-	-	-	5.50	-	-	34	310,159	1,728,717.70
5	AIICO	0.56	-	0.56	0.57	0.56	1.75	-	0.57	0.01	1.79	27	751,352	424,316.65
6	AIRTELAFRI	2,000.00	-	2,000.00	-	-	-	-	2,000.00	-	-	30	25,351	48,403,973.40
7	ALEX	7.20	-	7.20	-	-	-	-	7.20	-	-	1	200	1,500.00
8	ARDOVA	13.40	-	13.40	-	-	-	-	13.40	-	-	10	21,100	270,207.35
9	BERGER	6.60	-	6.60	-	-	-	-	6.60	-	-	9	19,790	121,322.30
10	BETAGLAS	51.20	-	51.20	46.10	46.10	-	-	46.10	-5.10	-9.96	23	312,352	14,399,427.20
11	BUACEMENT	53.40	-	53.40	-	-	-	-	53.40	-	-	36	46,525	2,340,941.00
12	BUAFOODS	58.30	-	58.30	-	-	-	-	58.30	-	-	13	10,392	551,549.50
13	CADBURY	13.00	-	13.00	-	-	-	-	13.00	-	-	25	12,408	161,392.30
14	CAP	17.75	-	17.75	-	-	-	-	17.75	-	-	24	135,313	2,493,258.50
15	CAVERTON	1.10	-	1.10	-	-	-	-	1.10	-	-	5	11,457	12,633.66
16	CHAMPION	3.69	-	3.69	3.69	3.69	-	3.69	3.69	-	-	7	511,725	1,886,454.15
17	CHAMS	0.31	-	0.31	0.34	0.31	8.82	0.33	0.33	0.02	6.45	42	5,634,416	1,868,390.99
18	CILEASING	3.20	-	3.20	-	-	-	-	3.20	-	-	5	6,484	19,003.92
19	CONOIL	26.50	-	26.50	-	-	-	-	26.50	-	-	16	7,752	190,797.55
20	CORNERST	0.64	-	0.64	-	-	-	-	0.64	-	-	5	70,075	44,412.00
21	COURTVILLE	0.48	-	0.48	0.48	0.47	2.08	-	0.48	-	-2.08	11	648,120	309,337.86
22	CUSTODIAN	6.50	-	6.50	6.50	6.50	-	-	6.50	-	-	16	440,314	2,863,286.60
23	CUTIX	2.15	-	2.15	2.25	2.15	4.44	-	2.15	-	4.65	19	549,472	1,214,097.20
24	CWG	0.90	-	0.90	-	-	-	-	0.90	-	-	1	1,000	890.00
25	DANGCEM	245.00	-	245.00	-	-	-	-	245.00	-	-	44	7,095	1,720,441.10

Prices for Securities Traded as of 12/09/2022

Printed 12/09/2022 15:18:10.010

S/N	COMPANY	PCLOSE	OOPEN	OPEN	HIGH	LOW	%SPREAD	OCLOSE	CLOSE	CHANGE	%CHANGI	TRADES	VOLUME	VALUE
26	DANGSUGAR	16.55	-	16.55	16.60	16.50	0.60	-	16.60	0.05 ↑	0.30	63	1,718,234	28,404,868.25
27	ELLAHLAKES	3.60	-	3.60	-	-	-	-	3.60	- →	-	4	155	581.30
28	ETERNA	6.30	-	6.30	6.30	6.30	-	-	6.30	- →	-	20	343,651	2,173,666.85
29	ETI	11.10	-	11.10	-	-	-	-	11.10	- →	-	38	393,819	4,381,622.60
30	ETRAZACT	2.91	-	2.91	-	-	-	-	2.91	- →	-	4	20,618	65,828.92
31	FBNH	10.60	-	10.60	10.30	10.25	0.49	-	10.25	-0.35 ↓	-3.30	80	1,311,045	13,483,030.60
32	FCMB	3.50	-	3.50	3.30	3.30	-	-	3.30	-0.20 ↓	-5.71	36	1,133,556	3,747,634.33
33	FIDELITYBK	3.65	-	3.65	3.46	3.41	1.45	3.41	3.41	-0.24 ↓	-6.58	141	5,828,717	20,022,250.85
34	FIDSON	9.95	-	9.95	-	-	-	-	9.95	- →	-	12	15,778	152,508.60
35	FLOURMILL	30.30	-	30.30	-	-	-	-	30.30	- →	-	59	502,283	15,174,831.70
36	FTNCOCOA	0.30	-	0.30	0.32	0.31	3.13	-	0.32	0.02 ↑	6.67	5	1,317,749	411,310.44
37	GLAXOSMITH	5.90	-	5.90	-	-	-	-	5.90	- →	-	13	30,235	175,990.75
38	GTCO	19.70	-	19.70	19.80	19.80	-	19.80	19.80	0.10 ↑	0.51	364	19,471,471	385,588,541.30
39	GUINEAINS	0.20	-	0.20	-	-	-	-	0.20	- →	-	1	18,425	3,685.00
40	GUINNESS	87.90	-	87.90	-	-	-	-	87.90	- →	-	83	328,304	27,798,899.80
41	HONYFLOUR	2.25	-	2.25	2.27	2.27	-	-	2.27	0.02 ↑	0.89	51	564,271	1,287,409.35
42	IKEJAHOTEL	1.20	-	1.20	-	-	-	-	1.20	- →	-	5	37,200	40,603.00
43	IMG	7.45	-	7.45	-	-	-	-	7.45	- →	-	14	25,888	180,520.25
44	INTBREW	4.95	-	4.95	4.95	4.95	-	-	4.95	- →	-	41	859,271	4,238,666.00
45	JAIZBANK	0.85	-	0.85	0.84	0.84	-	-	0.84	-0.01 ↓	-1.18	22	670,814	565,892.66
46	JAPAULGOLD	0.29	-	0.29	0.28	0.27	3.57	0.27	0.27	-0.02 ↓	-6.90	31	1,468,003	410,439.63
47	JBERGER	25.90	-	25.90	-	-	-	-	25.90	- →	-	20	11,789	313,141.50
48	JOHNHOLT	0.81	-	0.81	-	-	-	-	0.81	- →	-	1	1	0.80
49	LASACO	0.96	-	0.96	0.96	0.96	-	-	0.96	- →	-	5	176,200	168,552.00
50	LEARNAFRCA	2.05	-	2.05	-	-	-	-	2.05	- →	-	6	75,842	146,144.06

Prices for Securities Traded as of 12/09/2022

Printed 12/09/2022 15:18:10.010

S/N	COMPANY	PCLOSE	OOPEN	OPEN	HIGH	LOW	%SPREAD	OCLOSE	CLOSE	CHANGE	%CHANGI	TRADES	VOLUME	VALUE
51	LINKASSURE	0.48	-	0.48	-	-	-	-	0.48	-	-	3	56,000	26,919.00
52	LIVESTOCK	1.18	-	1.18	1.20	1.16	3.33	1.16	1.16	-0.02	-1.69	20	903,181	1,061,987.77
53	MANSARD	1.78	-	1.78	1.80	1.80	-	-	1.80	0.02	1.12	12	317,429	571,735.45
54	MAYBAKER	3.88	-	3.88	-	-	-	-	3.88	-	-	19	76,098	276,941.27
55	MBENEFIT	0.29	-	0.29	0.29	0.29	-	-	0.29	-	-	4	993,932	288,250.28
56	MEYER	2.27	-	2.27	-	-	-	-	2.27	-	-	1	1,204	2,997.96
57	MRS	14.35	-	14.35	-	-	-	-	14.35	-	-	6	4,111	54,362.05
58	MTNN	200.00	-	200.00	-	-	-	-	200.00	-	-	248	614,919	123,021,593.00
59	MULTIVERSE	2.36	-	2.36	2.58	2.50	3.10	-	2.58	0.22	9.32	25	1,182,065	3,004,019.51
60	NAHCO	5.60	-	5.60	5.65	5.65	-	-	5.65	0.05	0.89	29	449,265	2,541,480.81
61	NASCON	11.00	-	11.00	-	-	-	-	11.00	-	-	4	8,198	91,407.70
62	NB	48.40	-	48.40	-	-	-	-	48.40	-	-	55	701,160	33,843,489.90
63	NEIMETH	1.56	-	1.56	-	-	-	-	1.56	-	-	7	51,410	74,891.60
64	NEM	5.65	-	5.65	5.20	5.20	-	-	5.20	-0.45	-7.96	24	487,670	2,585,969.70
65	NESTLE	1,350.00	-	1,350.00	-	-	-	-	1,350.00	-	-	20	2,930	4,030,187.50
66	NGXGROUP	19.90	-	19.90	19.80	19.70	0.51	-	19.70	-0.20	-1.01	36	874,491	17,319,440.55
67	NNFM	7.50	-	7.50	-	-	-	-	7.50	-	-	5	30,251	224,283.00
68	NPFMCRFBK	1.60	-	1.60	1.53	1.53	-	-	1.53	-0.07	-4.37	8	165,722	253,537.41
69	OANDO	5.04	-	5.04	-	-	-	-	5.04	-	-	37	513,999	2,538,424.45
70	OKOMUOIL	188.30	-	188.30	-	-	-	-	188.30	-	-	33	22,551	4,046,748.30
71	PHARMDEKO	1.95	-	1.95	-	-	-	-	1.95	-	-	1	125	256.25
72	PRESCO	142.60	-	142.60	-	-	-	-	142.60	-	-	43	361,579	48,584,125.55
73	PZ	9.25	-	9.25	-	-	-	-	9.25	-	-	17	57,611	519,005.70
74	REDSTAREX	2.70	-	2.70	-	-	-	-	2.70	-	-	7	32,598	87,101.52
75	REGALINS	0.24	-	0.24	0.25	0.25	-	-	0.25	0.01	4.17	5	123,333	30,866.58



Prices for Securities Traded as of 12/09/2022

Printed 12/09/2022 15:18:10.010

S/N	COMPANY	PCLOSE	OOPEN	OPEN	HIGH	LOW	%SPREAD	OCLOSE	CLOSE	CHANGE	%CHANGI	TRADES	VOLUME	VALUE
76	RTBRISCOE	0.32	-	0.32	-	-	-	-	0.32	-	-	1	21,000	7,140.00
77	SEPLAT	1,300.00	-	1,300.00	-	-	-	-	1,300.00	-	-	29	17,743	21,474,476.10
78	SKYAVN	5.00	-	5.00	-	-	-	-	5.00	-	-	7	11,363	60,737.05
79	SOVRENINS	0.28	-	0.28	0.27	0.27	-	-	0.27	-0.01	-3.57	3	192,815	51,948.20
80	STANBIC	30.00	-	30.00	30.00	30.00	-	-	30.00	-	-	46	2,045,716	61,340,676.25
81	STERLNBANK	1.47	-	1.47	1.53	1.48	3.27	-	1.50	0.03	2.04	41	6,212,945	9,351,253.50
82	SUNUASSUR	0.35	-	0.35	-	-	-	-	0.35	-	-	1	6,000	1,920.00
83	TOTAL	234.50	-	234.50	-	-	-	-	234.50	-	-	14	5,255	1,109,330.50
84	TRANSCOHOT	6.25	-	6.25	-	-	-	-	6.25	-	-	4	991	6,230.09
85	TRANSCORP	1.07	-	1.07	1.08	1.06	1.85	1.08	1.08	0.01	0.93	71	4,382,113	4,685,270.14
86	TRIPPLEG	0.81	-	0.81	-	-	-	-	0.81	-	-	5	34,426	29,685.00
87	UACN	11.00	-	11.00	-	-	-	-	11.00	-	-	14	73,230	793,934.65
88	UBA	7.55	-	7.55	7.55	7.50	0.66	7.50	7.50	-0.05	-0.66	192	5,225,889	39,264,587.05
89	UBN	6.00	-	6.00	-	-	-	-	6.00	-	-	24	92,036	547,124.90
90	UCAP	11.90	-	11.90	-	-	-	-	11.90	-	-	55	239,581	2,837,328.45
91	UHOMREIT	36.60	-	36.60	-	-	-	-	36.60	-	-	4	660	21,747.00
92	UNILEVER	13.35	-	13.35	-	-	-	-	13.35	-	-	23	71,094	922,504.75
93	UNITYBNK	0.42	-	0.42	-	-	-	-	0.42	-	-	8	59,701	25,936.73
94	UPDC	1.01	-	1.01	-	-	-	-	1.01	-	-	8	166,400	169,185.80
95	UPDCREIT	3.40	-	3.40	-	-	-	-	3.40	-	-	3	8,900	29,755.00
96	UPL	1.80	-	1.80	-	-	-	-	1.80	-	-	5	17,460	31,428.00
97	VERITASKAP	0.20	-	0.20	-	-	-	-	0.20	-	-	5	108,831	21,766.20
98	VITAFOAM	21.25	-	21.25	-	-	-	-	21.25	-	-	39	446,518	9,257,834.75
99	WAPCO	24.90	-	24.90	24.20	24.20	-	24.20	24.20	-0.70	-2.81	58	568,720	13,861,074.30
100	WAPIC	0.38	-	0.38	-	-	-	-	0.38	-	-	19	22,677	8,641.36

Prices for Securities Traded as of 12/09/2022



Printed 12/09/2022 15:18:10.010

S/N	COMPANY	PCLOSE	OOPEN	OPEN	HIGH	LOW	%SPREAD	OCLOSE	CLOSE	CHANGE	%CHANGI	TRADES	VOLUME	VALUE
101	WEMABANK	3.50	-	3.50	-	-	-	-	3.50		-	31	499,996	1,741,437.74
102	ZENITHBANK	20.05	-	20.05	20.20	20.00	0.99	-	20.05		-0.25	288	5,915,292	118,675,754.35
Total												3,377	86,594,417	1,170,084,643.61

Prices for Securities Traded as of 12/09/2022

Printed 12/09/2022 15:18:10.010

PRICES FOR ETF SECURITIES TRADED ON 12/09/2022

S/N	COMPANY	PCLOSE	OPEN	HIGH	LOW	%SPREAD	CLOSE	CHANGE	%CHANG	TRADES	VOLUME	VALUE
1	GREENWETF	100.00	100.00	100.00	100.00	-	100.00		-	1	22	2,200.00
2	STANBICETF30	65.50	65.50	71.00	71.00	-	71.00		8.40	2	24	1,704.00
Total										3	46	3,904.00

Prices for Securities Traded as of 12/09/2022

Printed 12/09/2022 15:18:10.010

PRICES FOR BOND SECURITIES TRADED ON 12/09/2022

S/N	COMPANY	PCLOSE	OPEN	HIGH	LOW	%SPREAD	CLOSE	CHANGE	%CHANGE	TRADES	VOLUME	VALUE
1	FGSUK2027S3	99.68	99.68	97.00	97.00	-	97.00	-2.68 ↓	-2.69	1	8	7,759.99
2	FGSUK2031S4	102.00	102.00	106.00	101.00	4.72	101.00	-1.00 ↓	-0.98	2	3,950	4,137,000.00
Total										3	3,958	4,144,759.99