

Prices for Securities Traded as of 14/02/2022

Printed 14/02/2022 15:03:38.038



PRICES FOR EQUITY SECURITIES TRADED ON 14/02/2022

S/N	COMPANY	PCLOSE	OOPEN	OPEN	HIGH	LOW	%SPREAD	OCLOSE	CLOSE	CHANGE	%CHANGI	TRADES	VOLUME	VALUE
1	ABCTRANS	0.33	-	0.33	-	-	-	-	0.33	-	↓	7	59,774	19,764.60
2	ACADEMY	1.36	-	1.36	1.49	1.49	-	1.49	1.49	0.13	↑	27	377,258	561,049.85
3	ACCESS	10.50	-	10.50	10.50	10.35	1.43	10.40	10.40	-0.10	↓	296	33,854,448	353,716,830.70
4	AFRINSURE	0.20	-	0.20	0.20	0.20	-	-	0.20	-	↓	4	519,000	103,800.00
5	AFRIPRUD	6.60	-	6.60	6.60	6.55	0.76	-	6.60	-	↓	77	651,819	4,274,726.10
6	AIICO	0.70	-	0.70	0.70	0.68	2.86	0.68	0.68	-0.02	↓	48	4,543,176	3,127,331.10
7	AIRTELAFRI	1,271.00	-	1,271.00	1,250.00	1,250.00	-	-	1,250.00	-21.00	↓	77	515,996	647,043,215.20
8	ARDOVA	12.90	-	12.90	-	-	-	-	12.90	-	↓	22	28,760	372,036.05
9	BERGER	8.35	-	8.35	-	-	-	-	8.35	-	↓	5	1,375	11,769.80
10	BETAGLAS	52.95	-	52.95	-	-	-	-	52.95	-	↓	16	10,551	518,074.95
11	BUACEMENT	70.75	-	70.75	-	-	-	-	70.75	-	↓	30	111,053	7,439,239.65
12	BUAFOODS	61.80	-	61.80	60.90	60.90	-	-	60.90	-0.90	↓	36	186,155	11,337,556.05
13	CADBURY	8.65	-	8.65	-	-	-	-	8.65	-	↓	19	29,826	255,784.65
14	CAP	19.50	-	19.50	-	-	-	-	19.50	-	↓	10	40,005	761,166.70
15	CAVERTON	1.51	-	1.51	1.50	1.46	2.67	-	1.50	-0.01	↓	37	1,590,309	2,350,611.89
16	CHAMPION	2.11	-	2.11	2.27	2.27	-	-	2.27	0.16	↑	15	220,266	493,970.68
17	CHAMS	0.22	-	0.22	0.22	0.21	4.55	-	0.22	-	↓	23	2,068,786	453,495.14
18	CHIPLC	0.65	-	0.65	-	-	-	-	0.65	-	↓	9	342,695	208,963.85
19	CILEASING	3.78	-	3.78	-	-	-	-	3.78	-	↓	1	50	173.00
20	CONOIL	26.50	-	26.50	-	-	-	-	26.50	-	↓	29	38,836	979,193.55
21	CORNERST	0.59	-	0.59	0.60	0.59	1.67	-	0.60	0.01	↑	14	2,906,519	1,738,084.65
22	COURTVILLE	0.55	-	0.55	0.52	0.51	1.92	-	0.51	-0.04	↓	10	831,182	430,984.64
23	CUSTODIAN	7.90	-	7.90	7.90	7.45	5.70	-	7.45	-0.45	↓	19	8,397,835	66,069,352.05
24	CUTIX	2.31	-	2.31	-	-	-	-	2.31	-	↓	14	78,876	188,659.92
25	DAARCOMM	0.20	-	0.20	-	-	-	-	0.20	-	↓	1	5,000	1,000.00

Prices for Securities Traded as of 14/02/2022

Printed 14/02/2022 15:03:38.038

S/N	COMPANY	PCLOSE	OOPEN	OPEN	HIGH	LOW	%SPREAD	OCLOSE	CLOSE	CHANGE	%CHANGI	TRADES	VOLUME	VALUE
26	DANGCEM	274.80	-	274.80	-	-	-	-	274.80	-	↓	89	813,098	221,058,476.90
27	DANGSUGAR	17.60	-	17.60	17.90	17.80	0.56	17.90	17.90	0.30	↑	163	1,321,659	23,513,723.30
28	ELLAHLAKES	4.25	-	4.25	-	-	-	-	4.25	-	↓	12	60,500	276,300.00
29	ETERNA	5.45	-	5.45	-	-	-	-	5.45	-	↓	13	156,845	849,209.60
30	ETI	12.50	-	12.50	-	-	-	-	12.50	-	↓	48	655,200	8,055,218.05
31	ETRANZACT	2.00	-	2.00	-	-	-	-	2.00	-	↓	5	7,000	15,200.00
32	FBNH	11.20	-	11.20	11.25	11.20	0.44	11.20	11.20	-	↑	183	11,884,493	133,098,874.65
33	FCMB	2.92	-	2.92	2.98	2.93	1.68	-	2.98	0.06	↑	31	565,192	1,673,784.16
34	FIDELITYBK	2.93	-	2.93	2.95	2.92	1.02	-	2.95	0.02	↑	173	35,821,370	104,932,910.65
35	FIDSON	8.00	-	8.00	8.10	8.00	1.23	8.00	8.00	-	↑	46	1,015,001	8,151,430.50
36	FLOURMILL	32.30	-	32.30	33.45	32.70	2.24	-	33.45	1.15	↑	169	3,371,399	111,983,181.95
37	FTNCOCOA	0.36	-	0.36	0.38	0.36	5.26	-	0.36	-	↑	15	1,534,416	562,080.59
38	GLAXOSMITH	6.05	-	6.05	-	-	-	-	6.05	-	↓	11	117,754	706,343.55
39	GTCO	26.60	-	26.60	26.65	26.20	1.69	26.40	26.40	-0.20	↓	395	23,180,459	613,440,229.60
40	GUINEAINS	0.20	-	0.20	0.20	0.20	-	-	0.20	-	↓	8	410,381	82,096.20
41	GUINNESS	60.50	-	60.50	66.55	66.55	-	-	66.55	6.05	↑	82	1,739,149	115,740,365.95
42	HONYFLOUR	3.50	-	3.50	3.45	3.35	2.90	-	3.35	-0.15	↓	100	8,682,451	29,585,088.67
43	IKEJAHOTEL	1.42	-	1.42	1.52	1.42	6.58	-	1.52	0.10	↑	9	1,116,418	1,656,970.40
44	INTBREW	5.20	-	5.20	5.25	5.00	4.76	-	5.25	0.05	↑	61	7,591,255	38,617,786.70
45	JAIZBANK	0.70	-	0.70	0.70	0.70	-	-	0.70	-	↓	36	4,396,277	3,078,612.02
46	JAPAULGOLD	0.39	-	0.39	0.39	0.36	7.69	-	0.36	-0.03	↓	37	3,657,597	1,367,703.50
47	JBERGER	26.50	-	26.50	26.50	26.50	-	-	26.50	-	↓	57	670,452	17,807,895.95
48	JOHNHOLT	0.79	-	0.79	-	-	-	-	0.79	-	↓	5	23,665	17,239.35
49	LASACO	1.12	-	1.12	1.13	1.13	-	-	1.13	0.01	↑	13	214,921	240,888.89
50	LEARNAFRCA	1.50	-	1.50	1.65	1.64	0.61	-	1.65	0.15	↑	28	775,523	1,268,680.07

Prices for Securities Traded as of 14/02/2022

Printed 14/02/2022 15:03:38.038

S/N	COMPANY	PCLOSE	OOPEN	OPEN	HIGH	LOW	%SPREAD	OCLOSE	CLOSE	CHANGE	%CHANGI	TRADES	VOLUME	VALUE
51	LINKASSURE	0.51	-	0.51	0.51	0.50	1.96	-	0.51	-	-1.96	6	343,565	172,785.54
52	LIVESTOCK	2.00	-	2.00	2.00	2.00	-	-	2.00	-	-	18	838,941	1,677,872.15
53	LIVINGTRUST	1.24	-	1.24	-	-	-	-	1.24	-	-	1	100	130.00
54	MANSARD	2.50	-	2.50	2.40	2.40	-	-	2.40	-0.10	-4.00	18	541,502	1,306,521.80
55	MAYBAKER	4.45	-	4.45	-	-	-	-	4.45	-	-	23	104,488	444,028.30
56	MBENEFIT	0.26	-	0.26	0.27	0.26	3.70	-	0.26	-	3.85	17	3,163,995	842,447.50
57	MORISON	1.99	-	1.99	-	-	-	-	1.99	-	-	3	458	917.44
58	MRS	13.55	-	13.55	-	-	-	-	13.55	-	-	8	4,410	58,259.55
59	MTNN	198.00	-	198.00	198.50	198.00	0.25	-	198.50	0.50	0.25	260	8,436,306	1,672,457,260.70
60	MULTIVERSE	0.21	-	0.21	0.21	0.20	4.76	-	0.20	-0.01	-4.76	18	3,906,993	815,579.89
61	NAHCO	4.40	-	4.40	4.40	4.40	-	-	4.40	-	-	40	1,310,444	5,762,407.51
62	NASCON	13.25	-	13.25	-	-	-	-	13.25	-	-	40	1,306,022	18,549,140.70
63	NB	47.95	-	47.95	47.95	47.80	0.31	-	47.80	-0.15	-0.31	83	1,667,788	79,808,310.15
64	NCR	3.30	-	3.30	3.63	3.63	-	-	3.63	0.33	10.00	5	107,200	389,136.00
65	NEIMETH	1.91	-	1.91	1.81	1.81	-	-	1.81	-0.10	-5.24	14	492,996	895,345.08
66	NEM	3.32	-	3.32	3.59	3.55	1.11	-	3.59	0.27	8.13	42	1,158,870	4,063,838.80
67	NESF	552.20	-	552.20	-	-	-	-	552.20	-	-	1	2,050	1,244,350.00
68	NESTLE	1,435.00	-	1,435.00	-	-	-	-	1,435.00	-	-	38	69,146	99,124,106.60
69	NGXGROUP	26.50	-	26.50	26.30	25.00	4.94	-	25.00	-1.50	-5.66	116	6,116,358	154,487,950.75
70	NNFM	9.00	-	9.00	-	-	-	-	9.00	-	-	5	9,760	83,936.00
71	NPFMCRFBK	2.20	-	2.20	2.08	2.08	-	-	2.08	-0.12	-5.45	21	588,084	1,236,697.38
72	OANDO	5.00	-	5.00	4.92	4.92	-	-	4.92	-0.08	-1.60	83	1,036,053	5,137,500.60
73	OKOMUOIL	127.80	-	127.80	-	-	-	-	127.80	-	-	34	67,271	8,599,140.20
74	OMATEK	0.20	-	0.20	-	-	-	-	0.20	-	-	1	2,500	500.00
75	PHARMDEKO	1.65	-	1.65	1.80	1.79	0.56	-	1.80	0.15	9.09	4	304,320	546,776.00

Prices for Securities Traded as of 14/02/2022

Printed 14/02/2022 15:03:38.038

S/N	COMPANY	PCLOSE	OOPEN	OPEN	HIGH	LOW	%SPREAD	OCLOSE	CLOSE	CHANGE	%CHANGI	TRADES	VOLUME	VALUE
76	PRESKO	104.00	-	104.00	-	-	-	-	104.00	-	-	27	44,414	4,543,567.25
77	PZ	6.45	-	6.45	-	-	-	-	6.45	-	-	45	376,837	2,503,594.55
78	REDSTAREX	3.68	-	3.68	-	-	-	-	3.68	-	-	12	40,106	136,925.63
79	REGALINS	0.39	-	0.39	-	-	-	-	0.39	-	-	5	28,314	10,962.46
80	ROYALEX	0.83	-	0.83	-	-	-	-	0.83	-	-	4	2,871	2,219.57
81	RTBRISCOE	0.39	-	0.39	0.42	0.42	-	0.42	0.42	0.03	7.69	32	19,335,495	8,120,907.90
82	SCOA	1.78	-	1.78	-	-	-	-	1.78	-	-	11	118,117	230,326.55
83	SEPLAT	850.00	-	850.00	-	-	-	-	850.00	-	-	35	64,017	52,779,402.60
84	SFSREIT	70.00	-	70.00	-	-	-	-	70.00	-	-	3	13,152	920,276.00
85	SOVRENINS	0.23	-	0.23	0.23	0.23	-	0.23	0.23	-	-	8	525,713	120,981.38
86	STANBIC	34.55	-	34.55	-	-	-	-	34.55	-	-	123	1,372,614	47,186,107.00
87	STERLNBANK	1.73	-	1.73	1.71	1.71	-	-	1.71	-0.02	-1.16	325	24,507,013	41,909,083.69
88	SUNUASSUR	0.39	-	0.39	-	-	-	-	0.39	-	-	6	178,050	67,618.50
89	TOTAL	264.90	-	264.90	-	-	-	-	264.90	-	-	39	41,722	10,845,525.90
90	TRANSCOHOT	5.38	-	5.38	-	-	-	-	5.38	-	-	6	8,069	43,120.85
91	TRANSCORP	1.16	-	1.16	1.19	1.15	3.36	1.17	1.17	0.01	0.86	159	32,876,738	38,505,045.76
92	TRIPPLEG	0.96	-	0.96	-	-	-	-	0.96	-	-	6	5,100	4,590.00
93	UACN	9.00	-	9.00	9.25	9.00	2.70	-	9.25	0.25	2.78	64	2,955,469	26,749,641.30
94	UBA	8.70	-	8.70	8.80	8.65	1.70	-	8.70	-	-0.57	196	14,849,990	129,225,217.95
95	UBN	6.05	-	6.05	6.10	6.05	0.82	-	6.05	-	0.83	76	2,601,514	15,933,813.55
96	UCAP	11.00	-	11.00	11.05	11.00	0.45	-	11.05	0.05	0.45	72	1,674,461	18,483,417.40
97	UNILEVER	13.15	-	13.15	13.95	13.75	1.43	-	13.95	0.80	6.08	68	1,061,026	14,666,301.65
98	UNITYBNK	0.50	-	0.50	0.49	0.48	2.04	0.48	0.48	-0.02	-4.00	15	1,615,845	779,486.22
99	UNIVINSURE	0.20	-	0.20	-	-	-	-	0.20	-	-	2	2,030	406.00
100	UPDC	1.11	-	1.11	1.06	1.06	-	-	1.06	-0.05	-4.50	13	1,345,790	1,429,429.36

Prices for Securities Traded as of 14/02/2022

Printed 14/02/2022 15:03:38.038

S/N	COMPANY	PCLOSE	OOPEN	OPEN	HIGH	LOW	%SPREAD	OCLOSE	CLOSE	CHANGE	%CHANGE	TRADES	VOLUME	VALUE
101	UPDCREIT	3.55	-	3.55	3.55	3.50	1.41	-	3.50	-0.05 ↓	-1.41	36	1,114,304	3,921,079.45
102	UPL	2.65	-	2.65	2.91	2.65	8.93	-	2.91	0.26 ↑	9.81	20	1,120,440	3,130,806.81
103	VERITASKAP	0.22	-	0.22	0.21	0.21	-	-	0.21	-0.01 ↓	-4.55	5	224,050	47,321.50
104	VITAFOAM	22.95	-	22.95	-	-	-	-	22.95	- →	-	44	548,680	12,443,579.00
105	WAPCO	26.75	-	26.75	26.75	26.50	0.93	-	26.50	-0.25 ↓	-0.93	130	3,972,738	105,875,634.55
106	WAPIC	0.50	-	0.50	0.50	0.50	-	-	0.50	- →	-	26	3,079,734	1,538,391.16
107	WEMABANK	0.87	-	0.87	0.87	0.86	1.15	0.87	0.87	- ↓	-1.15	73	3,544,845	3,042,760.41
108	ZENITHBANK	26.90	-	26.90	27.05	26.45	2.22	27.05	27.05	0.15 ↑	0.56	399	20,004,584	532,003,843.10
Total												5,619	338,025,487	5,675,143,449.61

Prices for Securities Traded as of 14/02/2022

Printed 14/02/2022 15:03:38.038




PRICES FOR ETF SECURITIES TRADED ON 14/02/2022

<u>S/N</u>	<u>COMPANY</u>	<u>PCLOSE</u>	<u>OPEN</u>	<u>HIGH</u>	<u>LOW</u>	<u>%SPREAD</u>	<u>CLOSE</u>	<u>CHANGE</u>	<u>%CHANG</u>	<u>TRADES</u>	<u>VOLUME</u>	<u>VALUE</u>
1	NEWGOLD	7,500.00	7,500.00	9,050.00	9,050.00	-	9,050.00	1,550.00 ↑	20.67	1	13	117,650.00
2	STANBICETF30	75.00	75.00	75.00	74.00	1.33	75.00	- →	-	3	1,600	119,950.00
Total										4	1,613	237,600.00

Prices for Securities Traded as of 14/02/2022

Printed 14/02/2022 15:03:38.038

PRICES FOR BOND SECURITIES TRADED ON 14/02/2022

S/N	COMPANY	PCLOSE	OPEN	HIGH	LOW	%SPREAD	CLOSE	CHANGE	%CHANGE	TRADES	VOLUME	VALUE
1	FG142037S2	126.40	126.40	126.40	126.40		- 126.40	- 	-	2	3,902	4,932,128.00
2	FGS202396	112.30	112.30	100.00	100.00		- 100.00	-12.30 	-10.96	1	50	49,999.85
3	FGSUK2027S3	100.00	100.00	94.00	94.00		- 94.00	-6.00 	-6.00	1	20	18,800.02
Total										4	3,972	5,000,927.87