

Prices for Securities Traded as of 14/04/2021

Printed 14/04/2021 15:10:43.043



PRICES FOR EQUITY SECURITIES TRADED ON 14/04/2021

S/N	COMPANY	PCLOSE	OOPEN	OPEN	HIGH	LOW	%SPREAD	OCLOSE	CLOSE	CHANGE	%CHANGI	TRADES	VOLUME	VALUE
1	ABCTRANS	0.30	-	0.30	-	-	-	-	0.30	-	-	1	8,280	2,401.20
2	ACADEMY	0.41	-	0.41	-	-	-	-	0.41	-	-	3	64,664	24,331.85
3	ACCESS	8.10	8.05	8.05	8.10	8.05	0.62	-	8.10	-	-0.62	225	22,685,454	183,242,458.20
4	AFRIPRUD	5.85	-	5.85	5.55	5.50	0.90	5.50	5.50	-0.35	-5.98	52	1,471,293	8,123,486.15
5	AIICO	1.25	-	1.25	1.26	1.24	1.59	-	1.26	0.01	0.80	42	1,964,200	2,440,390.62
6	AIRTELAFRI	930.00	-	930.00	-	-	-	-	930.00	-	-	4	32	26,784.00
7	ARDOVA	14.15	-	14.15	-	-	-	-	14.15	-	-	63	351,899	5,094,583.45
8	BERGER	6.50	-	6.50	-	-	-	-	6.50	-	-	6	13,299	87,639.85
9	BETAGLAS	54.00	-	54.00	-	-	-	-	54.00	-	-	7	1,801	87,719.00
10	BUACEMENT	72.70	-	72.70	-	-	-	-	72.70	-	-	27	41,128	2,710,079.40
11	CADBURY	8.00	-	8.00	-	-	-	-	8.00	-	-	19	155,618	1,276,672.65
12	CAP	22.20	-	22.20	-	-	-	-	22.20	-	-	27	306,922	6,738,199.05
13	CAVERTON	1.95	-	1.95	2.00	2.00	-	-	2.00	0.05	2.56	3	105,510	211,020.00
14	CHAMPION	2.00	-	2.00	-	-	-	-	2.00	-	-	12	15,860	31,758.50
15	CHAMS	0.21	-	0.21	0.22	0.20	9.09	-	0.22	0.01	4.76	22	3,278,263	678,085.23
16	CHELLARAM	2.24	-	2.24	-	-	-	-	2.24	-	-	1	20	44.00
17	CHIPLC	0.35	-	0.35	0.33	0.33	-	-	0.33	-0.02	-5.71	2	360,864	119,085.12
18	CILEASING	5.00	-	5.00	-	-	-	-	5.00	-	-	5	100,100	450,465.00
19	CONOIL	17.05	-	17.05	-	-	-	-	17.05	-	-	29	162,749	2,853,071.60
20	CORNERST	0.54	-	0.54	0.55	0.55	-	-	0.55	0.01	1.85	5	1,055,317	581,018.18
21	COURTVILLE	0.23	-	0.23	0.23	0.23	-	-	0.23	-	-	5	537,179	123,551.17
22	CUSTODIAN	6.00	-	6.00	-	-	-	-	6.00	-	-	12	59,395	351,709.00
23	CUTIX	2.25	-	2.25	2.11	2.03	3.79	-	2.03	-0.22	-9.78	41	3,179,540	6,668,546.03
24	DAARCOMM	0.20	-	0.20	-	-	-	-	0.20	-	-	1	51,000	10,200.00
25	DANGCEM	215.00	-	215.00	-	-	-	-	215.00	-	-	75	343,775	74,174,088.30

Prices for Securities Traded as of 14/04/2021

Printed 14/04/2021 15:10:43.043

S/N	COMPANY	PCLOSE	OOPEN	OPEN	HIGH	LOW	%SPREAD	OCLOSE	CLOSE	CHANGE	%CHANGI	TRADES	VOLUME	VALUE
26	DANGSUGAR	16.60	-	16.60	16.50	16.50	-	-	16.50	-0.10 ↓	-0.60	87	4,065,673	67,098,028.25
27	ETERNA	5.80	-	5.80	5.80	5.80	-	-	5.80	- →	-	19	768,698	4,341,053.50
28	ETI	4.80	-	4.80	4.80	4.80	-	-	4.80	- →	-	35	937,632	4,539,839.45
29	ETRANZACT	2.25	-	2.25	-	-	-	-	2.25	- →	-	2	155	381.75
30	FBNH	7.40	-	7.40	7.55	7.40	1.99	7.55	7.55	0.15 ↑	2.03	218	12,583,353	94,170,005.80
31	FCMB	2.89	-	2.89	2.82	2.81	0.35	-	2.81	-0.08 ↓	-2.77	26	335,763	944,226.90
32	FIDELITYBK	2.49	-	2.49	2.50	2.47	1.20	-	2.47	-0.02 ↓	-0.80	144	28,472,180	70,727,343.93
33	FIDSON	4.75	-	4.75	4.30	4.28	0.47	-	4.28	-0.47 ↓	-9.89	30	1,012,383	4,359,777.86
34	FLOURMILL	31.00	-	31.00	-	-	-	-	31.00	- →	-	51	538,189	16,028,268.95
35	FTNCOCOA	0.43	-	0.43	0.43	0.43	-	-	0.43	- →	-	15	624,000	275,340.00
36	GLAXOSMITH	6.80	-	6.80	-	-	-	-	6.80	- →	-	24	253,994	1,608,089.20
37	GUARANTY	28.95	-	28.95	28.95	28.70	0.86	28.80	28.80	-0.15 ↓	-0.52	308	8,704,471	250,896,511.40
38	GUINNESS	24.10	-	24.10	26.50	24.10	9.06	-	26.50	2.40 ↑	9.96	73	741,983	18,734,070.45
39	HONYFLOUR	1.14	-	1.14	1.15	1.09	5.22	-	1.09	-0.05 ↓	-4.39	51	1,364,310	1,542,736.71
40	IKEJAHOTEL	1.10	-	1.10	-	-	-	-	1.10	- →	-	5	43,892	44,275.07
41	INFINITY	1.36	-	1.36	-	-	-	-	1.36	- →	-	2	20	27.20
42	INTBREW	5.55	-	5.55	5.60	5.60	-	-	5.60	0.05 ↑	0.90	18	497,701	2,787,280.40
43	INTERLINK	2.91	-	2.91	-	-	-	-	2.91	- →	-	1	50	144.50
44	JAIZBANK	0.60	-	0.60	0.60	0.60	-	-	0.60	- →	-	26	1,396,149	838,954.45
45	JAPAUFGOLD	0.75	0.82	0.82	0.82	0.68	17.07	0.72	0.72	-0.03 ↓	-4.00	279	46,219,668	34,570,480.00
46	JBERGER	19.00	-	19.00	-	-	-	-	19.00	- →	-	27	140,722	2,683,746.65
47	LASACO	1.29	-	1.29	1.30	1.30	-	-	1.30	0.01 ↑	0.78	7	207,510	269,553.80
48	LEARNAFRCA	1.09	-	1.09	-	-	-	-	1.09	- →	-	3	212	225.60
49	LINKASSURE	0.85	-	0.85	0.85	0.85	-	-	0.85	- →	-	11	742,080	630,357.70
50	LIVESTOCK	1.82	-	1.82	1.80	1.64	8.89	-	1.78	-0.04 ↓	-2.20	43	3,833,830	6,600,504.10

Prices for Securities Traded as of 14/04/2021

Printed 14/04/2021 15:10:43.043

S/N	COMPANY	PCLOSE	OOPEN	OPEN	HIGH	LOW	%SPREAD	OCLOSE	CLOSE	CHANGE	%CHANGI	TRADES	VOLUME	VALUE
51	MANSARD	0.96	-	0.96	0.96	0.88	8.33	0.94	0.94	-0.02 ↓	-2.08	90	7,323,062	6,653,172.56
52	MAYBAKER	4.15	-	4.15	4.05	4.05	-	4.05	4.05	-0.10 ↓	-2.41	16	455,391	1,858,515.50
53	MBENEFIT	0.40	-	0.40	0.40	0.39	2.50	-	0.39	-0.01 ↓	-2.50	21	3,693,626	1,442,737.31
54	MCNICHOLS	0.80	-	0.80	-	-	-	-	0.80	- ↓	-	1	5,000	4,000.00
55	MEYER	0.49	-	0.49	0.53	0.53	-	-	0.53	0.04 ↑	8.16	1	3,000,000	1,590,000.00
56	MRS	10.90	-	10.90	-	-	-	-	10.90	- ↓	-	40	283,678	3,135,141.30
57	MTNN	160.00	-	160.00	161.00	161.00	-	-	161.00	1.00 ↑	0.63	79	1,138,768	183,265,805.00
58	NAHCO	2.18	-	2.18	2.12	2.01	5.19	-	2.02	-0.16 ↓	-7.34	56	4,871,390	9,938,422.86
59	NASCON	15.20	-	15.20	-	-	-	-	15.20	- ↓	-	11	72,565	1,072,938.85
60	NB	50.10	-	50.10	-	-	-	-	50.10	- ↓	-	27	260,694	13,055,218.40
61	NCR	2.52	-	2.52	-	-	-	-	2.52	- ↓	-	1	6,431	14,598.37
62	NEIMETH	1.90	-	1.90	-	-	-	-	1.90	- ↓	-	9	26,513	48,976.50
63	NEM	2.14	-	2.14	2.10	2.00	4.76	-	2.00	-0.14 ↓	-6.54	13	1,967,500	3,956,268.99
64	NESTLE	1,420.00	-	1,420.00	-	-	-	-	1,420.00	- ↓	-	16	2,166	3,033,403.00
65	NIGERINS	0.20	-	0.20	-	-	-	-	0.20	- ↓	-	7	236,000	47,200.00
66	NNFM	6.00	-	6.00	5.45	5.40	0.92	-	5.40	-0.60 ↓	-10.00	22	1,220,093	6,638,434.70
67	NPFMCRFBK	1.92	-	1.92	-	-	-	-	1.92	- ↓	-	3	1,095	2,085.50
68	OANDO	3.02	-	3.02	3.02	3.00	0.66	-	3.00	-0.02 ↓	-0.66	77	2,226,503	6,717,934.67
69	OKOMUOIL	90.00	-	90.00	-	-	-	-	90.00	- ↓	-	6	659	59,260.00
70	OMATEK	0.20	-	0.20	-	-	-	-	0.20	- ↓	-	2	20	4.00
71	PRESCO	72.00	-	72.00	-	-	-	-	72.00	- ↓	-	13	165,260	10,852,009.80
72	PRESTIGE	0.42	-	0.42	0.46	0.42	8.70	-	0.42	- ↑	9.52	12	2,004,503	872,829.71
73	PZ	4.60	-	4.60	-	-	-	-	4.60	- ↓	-	10	65,327	309,295.20
74	REDSTAREX	3.44	-	3.44	-	-	-	-	3.44	- ↓	-	5	11,973	39,453.80
75	REGALINS	0.28	-	0.28	0.27	0.26	3.70	-	0.26	-0.02 ↓	-7.14	11	1,029,001	273,540.26

Prices for Securities Traded as of 14/04/2021

Printed 14/04/2021 15:10:43.043

S/N	COMPANY	PCLOSE	OOPEN	OPEN	HIGH	LOW	%SPREAD	OCLOSE	CLOSE	CHANGE	%CHANGI	TRADES	VOLUME	VALUE
76	ROYALEX	0.39	-	0.39	-	-	-	-	0.39	-	-	2	910	328.00
77	SEPLAT	550.00	-	550.00	-	-	-	-	550.00	-	-	14	44,406	24,377,232.10
78	SFSREIT	68.60	-	68.60	-	-	-	-	68.60	-	-	2	2,500	158,500.00
79	SOVRENINS	0.25	-	0.25	0.25	0.25	-	-	0.25	-	-	4	4,006,000	1,001,380.00
80	STANBIC	46.00	-	46.00	46.00	46.00	-	46.00	46.00	-	-	62	691,799	31,964,146.30
81	STERLNBANK	1.80	-	1.80	1.65	1.65	-	-	1.65	-0.15	-8.33	120	918,847	1,534,457.16
82	SUNUASSUR	0.66	-	0.66	-	-	-	-	0.66	-	-	2	15,000	9,000.00
83	TOTAL	142.00	-	142.00	-	-	-	-	142.00	-	-	10	11,779	1,609,620.50
84	TRANSCOHOT	3.25	-	3.25	-	-	-	-	3.25	-	-	3	9,202	32,207.00
85	TRANSCORP	0.80	-	0.80	0.80	0.78	2.50	0.80	0.80	-	-1.25	65	6,950,608	5,475,289.80
86	TRIPPLEG	0.65	-	0.65	-	-	-	-	0.65	-	-	2	12,847	9,121.37
87	UACN	9.50	-	9.50	9.65	9.50	1.55	-	9.55	0.05	0.53	140	32,595,380	311,502,839.50
88	UAC-PROP	0.82	-	0.82	0.83	0.80	3.61	-	0.80	-0.02	-2.44	11	1,514,360	1,236,919.02
89	UBA	6.95	-	6.95	7.00	6.95	0.71	-	6.95	-	0.72	124	8,667,928	60,319,416.90
90	UBN	4.90	-	4.90	-	-	-	-	4.90	-	-	29	210,226	1,018,837.60
91	UCAP	5.45	-	5.45	5.50	5.40	1.82	-	5.45	-	-0.92	92	3,079,347	16,747,250.55
92	UHOMREIT	36.60	-	36.60	-	-	-	-	36.60	-	-	1	450	17,955.00
93	UNILEVER	13.30	-	13.30	-	-	-	-	13.30	-	-	31	108,197	1,368,880.00
94	UNITYBNK	0.64	-	0.64	-	-	-	-	0.64	-	-	2	60,000	39,000.00
95	UPDCREIT	5.60	-	5.60	-	-	-	-	5.60	-	-	2	80,000	416,000.00
96	UPL	1.07	-	1.07	-	-	-	-	1.07	-	-	2	8,655	10,126.35
97	VITAFOAM	8.30	-	8.30	8.40	8.00	4.76	-	8.40	0.10	1.20	45	2,504,040	20,519,336.15
98	WAPCO	20.90	-	20.90	21.00	20.50	2.38	-	20.90	-	0.48	86	10,676,865	223,490,066.40
99	WAPIC	0.50	-	0.50	0.48	0.46	4.17	0.46	0.46	-0.04	-8.00	36	5,641,249	2,610,649.84
100	WEMABANK	0.57	-	0.57	0.60	0.57	5.00	-	0.60	0.03	5.26	29	750,014	437,275.70

Prices for Securities Traded as of 14/04/2021





Printed 14/04/2021 15:10:43.043

S/N	COMPANY	PCLOSE	OOPEN	OPEN	HIGH	LOW	%SPREAD	OCLOSE	CLOSE	CHANGE	%CHANGI	TRADES	VOLUME	VALUE
101	ZENITHBANK	21.90	-	21.90	22.05	21.90	0.68	22.00	22.00	0.10 ↑	0.46	330	19,617,711	431,426,557.20
Total												3,989	278,044,318	2,272,012,249.89

Prices for Securities Traded as of 14/04/2021

Printed 14/04/2021 15:10:43.043

PRICES FOR ETF SECURITIES TRADED ON 14/04/2021

S/N	COMPANY	PCLOSE	OPEN	HIGH	LOW	%SPREAD	CLOSE	CHANGE	%CHANG	TRADES	VOLUME	VALUE
1	LOTUSHAL15	12.32	12.32	12.32	12.32	-	12.32		-	1	85	1,047.20
2	MERVALUE	16.30	16.30	17.40	17.40	-	17.40	 1.10 ↑	6.75	1	57,305	997,107.00
3	NEWGOLD	8,450.00	8,450.00	8,450.00	8,450.00	-	8,450.00		-	24	82,676	698,612,200.00
4	VETGRIF30	16.40	16.40	16.40	16.40	-	16.40		-	1	65	1,066.00
Total										27	140,131	699,611,420.20

Prices for Securities Traded as of 14/04/2021

Printed 14/04/2021 15:10:43.043

PRICES FOR BOND SECURITIES TRADED ON 14/04/2021

<u>S/N</u>	<u>COMPANY</u>	<u>PCLOSE</u>	<u>OPEN</u>	<u>HIGH</u>	<u>LOW</u>	<u>%SPREAD</u>	<u>CLOSE</u>	<u>CHANGE</u>	<u>%CHANGE</u>	<u>TRADES</u>	<u>VOLUME</u>	<u>VALUE</u>
1	FGSUK2024S1	130.00	130.00	117.84	115.85	1.69	115.85	-14.15 ↓	-10.89	5	34,000	39,668,306.72
Total										5	34,000	39,668,306.72