

Prices for Securities Traded as of 15/09/2021

Printed 15/09/2021 15:08:52.052



PRICES FOR EQUITY SECURITIES TRADED ON 15/09/2021

S/N	COMPANY	PCLOSE	OOPEN	OPEN	HIGH	LOW	%SPREAD	OCLOSE	CLOSE	CHANGE	%CHANGI	TRADES	VOLUME	VALUE
1	ABBEYBDS	0.95	-	0.95	-	-	-	-	0.95	-	-	1	2,750	2,365.00
2	ABCTTRANS	0.33	-	0.33	-	-	-	-	0.33	-	-	10	67,526	22,834.20
3	ACADEMY	0.39	-	0.39	-	-	-	-	0.39	-	-	9	19,945	7,686.90
4	ACCESS	9.30	-	9.30	9.35	9.25	1.07	9.30	9.30	-	-0.54	203	9,023,766	83,787,940.10
5	AFRIPRUD	6.10	-	6.10	-	-	-	-	6.10	-	-	31	105,194	648,740.10
6	AFROMEDIA	0.20	-	0.20	-	-	-	-	0.20	-	-	1	1,200	240.00
7	AIICO	0.98	-	0.98	0.96	0.96	-	-	0.96	-0.02	-2.04	19	274,976	265,248.52
8	AIRTELAFRI	715.00	-	715.00	-	-	-	-	715.00	-	-	11	1,237	881,328.70
9	ARDOVA	15.50	-	15.50	-	-	-	-	15.50	-	-	18	71,888	1,050,238.90
10	BERGER	8.90	-	8.90	-	-	-	-	8.90	-	-	14	16,703	143,120.10
11	BETAGLAS	52.95	-	52.95	-	-	-	-	52.95	-	-	3	1,102	54,565.40
12	BOCGAS	11.65	-	11.65	-	-	-	-	11.65	-	-	5	2,042	21,616.00
13	BUACEMENT	68.00	-	68.00	-	-	-	-	68.00	-	-	21	191,912	11,745,014.40
14	CADBURY	8.00	-	8.00	-	-	-	-	8.00	-	-	22	36,686	294,072.45
15	CAP	19.60	-	19.60	-	-	-	-	19.60	-	-	12	291,386	5,681,969.60
16	CAVERTON	1.72	-	1.72	1.72	1.72	-	-	1.72	-	-	22	997,313	1,717,910.83
17	CHAMPION	2.08	-	2.08	1.91	1.91	-	-	1.91	-0.17	-8.17	25	522,086	1,008,687.30
18	CHAMS	0.21	-	0.21	0.21	0.20	4.76	-	0.20	-0.01	-4.76	10	3,841,159	803,727.98
19	CHIPLC	0.53	-	0.53	0.52	0.48	7.69	0.48	0.48	-0.05	-9.43	11	807,359	410,220.16
20	CILEASING	4.70	-	4.70	-	-	-	-	4.70	-	-	3	25,250	107,887.50
21	CONOIL	22.35	-	22.35	-	-	-	-	22.35	-	-	12	7,172	165,023.60
22	CORNERST	0.48	-	0.48	-	-	-	-	0.48	-	-	9	151,218	77,819.34
23	COURTVILLE	0.29	-	0.29	0.30	0.30	-	-	0.30	0.01	3.45	45	7,419,301	2,227,291.27
24	CUSTODIAN	6.70	-	6.70	-	-	-	-	6.70	-	-	8	49,404	333,187.15
25	CUTIX	5.00	-	5.00	5.00	5.00	-	-	5.00	-	-	28	621,710	3,034,320.90

Prices for Securities Traded as of 15/09/2021

Printed 15/09/2021 15:08:52.052

S/N	COMPANY	PCLOSE	OOPEN	OPEN	HIGH	LOW	%SPREAD	OCLOSE	CLOSE	CHANGE	%CHANGI	TRADES	VOLUME	VALUE
26	DAARCOMM	0.20	-	0.20	-	-	-	-	0.20	-	-	1	1,000	200.00
27	DANGCEM	245.00	-	245.00	-	-	-	-	245.00	-	-	56	55,517	13,332,438.80
28	DANGSUGAR	17.30	-	17.30	17.30	17.30	-	-	17.30	-	-	110	1,262,245	21,797,899.25
29	ETERNA	7.20	-	7.20	-	-	-	-	7.20	-	-	8	66,129	444,955.79
30	ETI	5.05	-	5.05	-	-	-	-	5.05	-	-	24	121,695	638,575.40
31	ETRANZACT	2.05	-	2.05	-	-	-	-	2.05	-	-	5	12,200	27,110.00
32	FBNH	7.50	-	7.50	7.60	7.45	1.97	-	7.60	0.10	1.33	96	3,609,194	27,107,094.40
33	FCMB	2.97	-	2.97	-	-	-	-	2.97	-	-	37	271,088	796,377.77
34	FIDELITYBK	2.44	-	2.44	2.43	2.40	1.23	-	2.41	-0.03	-1.23	80	3,706,013	8,951,085.05
35	FIDSON	6.09	-	6.09	-	-	-	-	6.09	-	-	6	28,906	169,265.00
36	FLOURMILL	29.05	-	29.05	29.05	29.05	-	-	29.05	-	-	46	637,348	18,523,840.50
37	FTNCOCOA	0.48	0.45	0.45	0.47	0.45	4.26	-	0.46	-0.02	-4.17	23	4,118,891	1,877,199.60
38	GLAXOSMITH	6.10	-	6.10	6.05	6.05	-	-	6.05	-0.05	-0.82	13	471,331	2,853,222.55
39	GTCO	27.00	-	27.00	27.20	27.20	-	-	27.20	0.20	0.74	153	1,564,645	42,569,664.90
40	GUINEAINS	0.20	-	0.20	-	-	-	-	0.20	-	-	1	80,000	16,000.00
41	GUINNESS	30.00	-	30.00	-	-	-	-	30.00	-	-	26	81,242	2,449,460.15
42	HONYFLOUR	3.92	-	3.92	4.13	4.00	3.15	-	4.07	0.15	3.83	137	6,034,908	24,490,358.55
43	IKEJAHOTEL	1.22	-	1.22	-	-	-	-	1.22	-	-	4	25,150	30,560.77
44	INTBREW	5.00	-	5.00	5.00	5.00	-	-	5.00	-	-	14	302,967	1,514,209.00
45	JAIZBANK	0.58	-	0.58	0.59	0.58	1.69	-	0.58	-	1.72	29	2,628,619	1,530,969.71
46	JAPAULGOLD	0.50	-	0.50	0.51	0.49	3.92	0.49	0.49	-0.01	-2.00	22	1,377,748	687,934.43
47	JBERGER	27.00	-	27.00	-	-	-	-	27.00	-	-	18	180,956	4,457,510.15
48	JOHNHOLT	0.72	-	0.72	-	-	-	-	0.72	-	-	1	32,758	21,292.70
49	LASACO	1.30	-	1.30	1.20	1.20	-	-	1.20	-0.10	-7.69	14	331,575	399,782.47
50	LEARNAFRCA	1.36	1.44	1.44	1.44	1.44	-	-	1.44	0.08	5.88	12	271,994	388,389.92

Prices for Securities Traded as of 15/09/2021

Printed 15/09/2021 15:08:52.052

S/N	COMPANY	PCLOSE	OOPEN	OPEN	HIGH	LOW	%SPREAD	OCLOSE	CLOSE	CHANGE	%CHANGI	TRADES	VOLUME	VALUE
51	LINKASSURE	0.59	-	0.59	-	-	-	-	0.59	-	-	3	7,688	4,481.04
52	LIVESTOCK	2.14	-	2.14	2.14	2.14	-	-	2.14	-	-	38	597,737	1,281,797.21
53	MAYBAKER	4.47	-	4.47	4.50	4.47	0.67	-	4.50	0.03	0.67	19	676,595	3,031,368.41
54	MBENEFIT	0.29	-	0.29	0.29	0.27	6.90	0.29	0.29	-	-3.45	31	5,770,962	1,617,586.02
55	MCNICHOLS	0.77	-	0.77	-	-	-	-	0.77	-	-	1	23,595	16,752.45
56	MORISON	2.10	-	2.10	-	-	-	-	2.10	-	-	8	17,893	41,094.40
57	MRS	13.85	-	13.85	-	-	-	-	13.85	-	-	3	60,000	840,000.00
58	MTNN	172.50	-	172.50	175.00	174.50	0.29	175.00	175.00	2.50	1.45	129	5,794,223	1,011,344,768.00
59	MULTIVERSE	0.20	-	0.20	0.20	0.20	-	-	0.20	-	-	2	555,000	111,000.00
60	NAHCO	2.95	-	2.95	3.00	2.97	1.00	-	3.00	0.05	1.69	41	959,883	2,874,202.27
61	NASCON	14.15	-	14.15	-	-	-	-	14.15	-	-	18	142,224	2,005,233.80
62	NB	48.75	-	48.75	-	-	-	-	48.75	-	-	34	214,249	10,341,924.20
63	NCR	3.00	-	3.00	-	-	-	-	3.00	-	-	1	100	300.00
64	NEIMETH	1.90	-	1.90	-	-	-	-	1.90	-	-	15	126,424	227,751.35
65	NEM	1.89	-	1.89	1.93	1.92	0.52	-	1.93	0.04	2.12	11	1,050,470	2,017,902.40
66	NESTLE	1,400.00	-	1,400.00	1,400.00	1,400.00	-	-	1,400.00	-	-	23	502,529	703,541,645.10
67	NNFM	7.30	-	7.30	8.00	8.00	-	-	8.00	0.70	9.59	8	285,274	2,281,919.35
68	NOTORE	62.50	-	62.50	-	-	-	-	62.50	-	-	1	10	562.50
69	NPFMCRFBK	1.65	-	1.65	-	-	-	-	1.65	-	-	12	290,494	480,628.98
70	OANDO	4.35	-	4.35	4.62	4.40	4.76	-	4.62	0.27	6.21	79	2,599,075	11,585,329.61
71	OKOMUOIL	110.00	-	110.00	110.00	110.00	-	-	110.00	-	-	28	432,397	47,237,528.50
72	PHARMDEKO	1.62	-	1.62	-	-	-	-	1.62	-	-	2	10,000	17,600.00
73	PRESCO	79.50	-	79.50	-	-	-	-	79.50	-	-	10	18,130	1,337,290.00
74	PRESTIGE	0.48	-	0.48	0.44	0.44	-	-	0.44	-0.04	-8.33	4	1,272,991	560,116.04
75	PZ	5.85	-	5.85	-	-	-	-	5.85	-	-	28	149,345	863,823.00







Prices for Securities Traded as of 15/09/2021

Printed 15/09/2021 15:08:52.052

S/N	COMPANY	PCLOSE	OOPEN	OPEN	HIGH	LOW	%SPREAD	OCLOSE	CLOSE	CHANGE	%CHANGI	TRADES	VOLUME	VALUE
76	REDSTAREX	3.25	-	3.25	3.10	3.10	-	-	3.10	-0.15 ↓	-4.62	8	182,926	567,464.10
77	REGALINS	0.45	-	0.45	0.42	0.42	-	-	0.42	-0.03 ↓	-6.67	5	245,462	104,295.13
78	SCOA	1.17	-	1.17	-	-	-	-	1.17	- →	-	10	126,341	133,921.46
79	SEPLAT	759.70	-	759.70	710.00	710.00	-	-	710.00	-49.70 ↓	-6.54	22	664,621	471,878,850.00
80	SFSREIT	67.90	-	67.90	-	-	-	-	67.90	- →	-	1	32	1,956.80
81	SOVRENINS	0.25	-	0.25	0.25	0.24	4.00	0.24	0.24	-0.01 ↓	-4.00	7	1,035,660	250,051.60
82	STANBIC	38.90	-	38.90	-	-	-	-	38.90	- →	-	21	178,341	7,077,925.70
83	STERLNBANK	1.51	-	1.51	1.52	1.48	2.63	-	1.48	-0.03 ↓	-1.99	30	2,499,061	3,739,511.10
84	TOTAL	199.20	-	199.20	-	-	-	-	199.20	- →	-	11	521	101,905.90
85	TRANSCOHOT	5.00	-	5.00	4.50	4.50	-	4.50	4.50	-0.50 ↓	-10.00	4	256,950	1,167,805.00
86	TRANSCORP	0.90	-	0.90	0.92	0.91	1.09	0.92	0.92	0.02 ↑	2.22	68	9,082,603	8,286,258.24
87	TRIPPLEG	0.96	-	0.96	-	-	-	-	0.96	- →	-	4	3,617	3,146.79
88	UACN	9.80	-	9.80	-	-	-	-	9.80	- →	-	25	92,086	928,225.45
89	UBA	7.65	-	7.65	7.65	7.60	0.65	-	7.65	- ↓	-0.65	152	4,894,443	37,292,201.40
90	UBN	5.00	-	5.00	-	-	-	-	5.00	- →	-	21	147,980	737,801.30
91	UCAP	8.15	-	8.15	8.25	8.10	1.82	-	8.20	0.05 ↑	0.61	113	9,341,841	76,221,425.25
92	UNILEVER	13.50	-	13.50	-	-	-	-	13.50	- →	-	28	152,025	2,022,872.15
93	UNITYBNK	0.55	-	0.55	0.54	0.52	3.70	-	0.52	-0.03 ↓	-5.45	7	816,500	428,580.00
94	UNIVINSURE	0.20	0.20	0.20	0.20	0.20	-	-	0.20	- →	-	12	17,987,052	3,597,410.40
95	UPDC	1.66	-	1.66	1.82	1.74	4.40	-	1.82	0.16 ↑	9.64	77	6,739,127	12,186,589.21
96	UPDCREIT	5.60	-	5.60	-	-	-	-	5.60	- →	-	1	281	1,573.60
97	UPL	1.02	-	1.02	-	-	-	-	1.02	- →	-	2	5,518	6,180.16
98	VERITASKAP	0.23	-	0.23	-	-	-	-	0.23	- →	-	10	171,830	38,860.80
99	VITAFOAM	17.40	-	17.40	-	-	-	-	17.40	- →	-	38	356,281	6,040,323.10
100	WAPCO	22.50	-	22.50	22.50	22.50	-	-	22.50	- →	-	45	716,139	16,100,396.60

Prices for Securities Traded as of 15/09/2021

Printed 15/09/2021 15:08:52.052

S/N	COMPANY	PCLOSE	OOPEN	OPEN	HIGH	LOW	%SPREAD	OCLOSE	CLOSE	CHANGE	%CHANGI	TRADES	VOLUME	VALUE
101	WAPIC	0.50	-	0.50	0.50	0.50	-	-	0.50	 - 	-	15	148,154	73,877.76
102	WEMABANK	0.76	-	0.76	0.78	0.76	2.56	0.76	0.76	 - 	1.32	35	2,469,112	1,910,717.55
103	ZENITHBANK	23.80	-	23.80	23.75	23.50	1.05	-	23.65	 -0.15 	-0.63	269	9,711,718	229,355,692.90
Total												3,079	141,407,914	2,973,486,877.34

Prices for Securities Traded as of 15/09/2021

Printed 15/09/2021 15:08:52.052

PRICES FOR ETF SECURITIES TRADED ON 15/09/2021

<u>S/N</u>	<u>COMPANY</u>	<u>PCLOSE</u>	<u>OPEN</u>	<u>HIGH</u>	<u>LOW</u>	<u>%SPREAD</u>	<u>CLOSE</u>	<u>CHANGE</u>	<u>%CHANG</u>	<u>TRADES</u>	<u>VOLUME</u>	<u>VALUE</u>
1	NEWGOLD	8,400.00	8,400.00	7,752.01	7,752.01	-	7,752.01	-647.99 ↓	-7.71	1	1	7,752.01
Total										1	1	7,752.01

Prices for Securities Traded as of 15/09/2021

Printed 15/09/2021 15:08:52.052

PRICES FOR BOND SECURITIES TRADED ON 15/09/2021

<u>S/N</u>	<u>COMPANY</u>	<u>PCLOSE</u>	<u>OPEN</u>	<u>HIGH</u>	<u>LOW</u>	<u>%SPREAD</u>	<u>CLOSE</u>	<u>CHANGE</u>	<u>%CHANGE</u>	<u>TRADES</u>	<u>VOLUME</u>	<u>VALUE</u>
1	FG9B2022S1	91.00	91.00	100.00	100.00	-	100.00	9.00 ↑	9.89	1	51	51,000.00
2	FGS202261	103.20	103.20	100.00	100.00	-	100.00	-3.20 ↓	-3.10	1	20	20,000.00
3	FGSUK2027S3	100.00	100.00	100.00	100.00	-	100.00	- →	-	4	15,412	15,412,015.41
Total										6	15,483	15,483,015.41