

Prices for Securities Traded as of 18/06/2020

Printed 18/06/2020 14:48:25.025

PRICES FOR EQUITY SECURITIES TRADED ON 18/06/2020

S/N	COMPANY	PCLOSE	OOPEN	OPEN	HIGH	LOW	%SPREAD	OCLOSE	CLOSE	CHANGE	%CHANGI	TRADES	VOLUME	VALUE
1	ABCTRANS	0.47	-	0.47	-	-	-	-	0.47	-	-	3	130,394	65,950.94
2	ACADEMY	0.30	-	0.30	-	-	-	-	0.30	-	-	4	202,000	54,540.00
3	ACCESS	6.85	-	6.85	6.85	6.80	0.73	6.80	6.80	-0.05	-0.73	148	9,173,931	62,420,269.70
4	AFRIPRUD	4.05	-	4.05	4.05	4.05	-	-	4.05	-	-	29	388,765	1,573,525.33
5	AIICO	0.89	-	0.89	0.97	0.92	5.15	-	0.97	0.08	8.99	59	6,209,911	5,941,491.46
6	ARDOVA	13.75	-	13.75	-	-	-	-	13.75	-	-	40	323,225	4,013,031.20
7	BERGER	7.45	-	7.45	-	-	-	-	7.45	-	-	2	1,084	7,588.00
8	BETAGLAS	68.35	-	68.35	-	-	-	-	68.35	-	-	4	178	12,263.80
9	BOCGAS	4.51	-	4.51	-	-	-	-	4.51	-	-	3	8,500	35,770.00
10	BUACEMENT	41.40	-	41.40	-	-	-	-	41.40	-	-	43	55,546	2,176,916.25
11	CADBURY	8.00	-	8.00	-	-	-	-	8.00	-	-	33	145,304	1,147,724.25
12	CAPOIL	0.20	-	0.20	-	-	-	-	0.20	-	-	2	23,850	4,770.00
13	CAVERTON	2.20	-	2.20	2.17	2.15	0.92	-	2.15	-0.05	-2.27	62	2,320,492	4,956,640.64
14	CHAMS	0.23	-	0.23	-	-	-	-	0.23	-	-	4	37,000	8,880.00
15	CHELLARAM	2.78	-	2.78	-	-	-	-	2.78	-	-	1	20,000	50,200.00
16	CHIPLC	0.49	-	0.49	-	-	-	-	0.49	-	-	4	11,973	5,387.85
17	CILEASING	4.20	-	4.20	4.60	4.60	-	-	4.60	0.40	9.52	53	1,090,217	4,759,468.25
18	CONOIL	21.00	-	21.00	-	-	-	-	21.00	-	-	11	9,534	190,422.50
19	CORNERST	0.56	-	0.56	-	-	-	-	0.56	-	-	2	20,000	10,400.00
20	CUSTODIAN	6.00	-	6.00	-	-	-	-	6.00	-	-	5	41,903	245,551.25
21	CUTIX	1.60	-	1.60	-	-	-	-	1.60	-	-	8	35,777	59,786.25
22	DANGCEM	139.00	-	139.00	-	-	-	-	139.00	-	-	193	829,594	107,961,179.10
23	DANGSUGAR	14.50	-	14.50	14.50	14.50	-	-	14.50	-	-	71	580,973	8,430,123.15
24	ETERNA	2.48	-	2.48	-	-	-	-	2.48	-	-	10	34,945	89,426.40
25	ETI	5.00	-	5.00	-	-	-	-	5.00	-	-	26	71,505	368,982.80

Prices for Securities Traded as of 18/06/2020

Printed 18/06/2020 14:48:25.025

S/N	COMPANY	PCLOSE	OOPEN	OPEN	HIGH	LOW	%SPREAD	OCLOSE	CLOSE	CHANGE	%CHANGI	TRADES	VOLUME	VALUE
26	FBNH	5.05	-	5.05	5.10	5.05	0.98	5.10	5.10	0.05 ↑	0.99	207	10,730,959	54,444,340.90
27	FCMB	1.73	-	1.73	1.73	1.72	0.58	-	1.73	- ↓	-0.58	41	32,360,523	55,664,928.64
28	FIDELITYBK	1.75	-	1.75	1.78	1.75	1.69	-	1.75	- ↑	0.57	66	3,778,335	6,665,197.25
29	FIDSON	3.40	-	3.40	3.07	3.07	-	-	3.07	-0.33 ↓	-9.71	29	559,137	1,788,210.70
30	FLOURMILL	20.40	-	20.40	-	-	-	-	20.40	- →	-	44	146,532	2,899,699.00
31	FTNCOCOA	0.20	-	0.20	-	-	-	-	0.20	- →	-	1	6,000	1,200.00
32	GLAXOSMITH	7.10	-	7.10	-	-	-	-	7.10	- →	-	42	474,870	3,361,120.90
33	GUARANTY	23.00	-	23.00	24.35	23.10	5.13	23.10	23.10	0.10 ↑	0.43	272	29,396,809	707,906,610.05
34	GUINNESS	17.50	-	17.50	-	-	-	-	17.50	- →	-	65	789,950	13,674,329.90
35	HONYFLOUR	1.08	-	1.08	-	-	-	-	1.08	- →	-	10	63,427	65,993.78
36	IKEJAHOTEL	1.15	-	1.15	-	-	-	-	1.15	- →	-	1	14,400	15,120.00
37	INTBREW	4.55	-	4.55	4.55	4.55	-	-	4.55	- →	-	37	427,645	1,938,874.00
38	JAIZBANK	0.67	-	0.67	0.63	0.61	3.17	-	0.61	-0.06 ↓	-8.96	49	2,518,003	1,563,591.50
39	JAPAULOIL	0.23	-	0.23	0.23	0.21	8.70	-	0.23	- ↓	-8.70	29	5,114,432	1,101,682.88
40	JBERGER	19.85	-	19.85	-	-	-	-	19.85	- →	-	34	223,986	4,132,676.35
41	JOHNHOLT	0.51	-	0.51	-	-	-	-	0.51	- →	-	1	500	255.00
42	LASACO	0.25	-	0.25	0.25	0.25	-	-	0.25	- →	-	7	353,760	87,762.40
43	LAWUNION	1.06	-	1.06	-	-	-	-	1.06	- →	-	2	2,090	2,115.40
44	LEARNAFRCA	1.35	-	1.35	-	-	-	-	1.35	- →	-	1	2,500	3,200.00
45	LINKASSURE	0.53	-	0.53	-	-	-	-	0.53	- →	-	1	7,000	3,360.00
46	LIVESTOCK	0.70	-	0.70	-	-	-	-	0.70	- →	-	10	27,800	18,010.00
47	MANSARD	1.82	-	1.82	-	-	-	-	1.82	- →	-	6	111,492	221,073.99
48	MAYBAKER	2.96	-	2.96	3.00	2.98	0.67	-	3.00	0.04 ↑	1.35	44	898,053	2,667,922.35
49	MBENEFIT	0.21	-	0.21	0.22	0.22	-	-	0.22	0.01 ↑	4.76	7	689,975	149,895.75
50	MOBIL	192.60	-	192.60	-	-	-	-	192.60	- →	-	17	4,528	791,643.60
































Prices for Securities Traded as of 18/06/2020

Printed 18/06/2020 14:48:25.025

S/N	COMPANY	PCLOSE	OOPEN	OPEN	HIGH	LOW	%SPREAD	OCLOSE	CLOSE	CHANGE	%CHANGI	TRADES	VOLUME	VALUE
51	MRS	13.80	-	13.80	-	-	-	-	13.80	-	-	5	1,160	14,442.00
52	MTNN	115.00	-	115.00	115.50	115.00	0.43	-	115.50	0.50	0.43	88	5,328,653	613,007,830.00
53	NAHCO	2.74	-	2.74	2.80	2.60	7.14	-	2.75	0.01	0.36	73	6,234,761	16,535,689.16
54	NASCON	11.60	-	11.60	-	-	-	-	11.60	-	-	30	370,400	3,945,804.60
55	NB	42.00	-	42.00	38.00	38.00	-	-	38.00	-4.00	-9.52	47	4,601,795	174,918,864.95
56	NCR	2.00	-	2.00	-	-	-	-	2.00	-	-	14	32,665	58,797.00
57	NEIMETH	1.89	-	1.89	1.71	1.71	-	-	1.71	-0.18	-9.52	29	846,423	1,447,395.33
58	NEM	2.00	-	2.00	-	-	-	-	2.00	-	-	11	157,752	307,499.86
59	NESTLE	1,094.50	-	1,094.50	-	-	-	-	1,094.50	-	-	135	65,574	73,732,863.10
60	NPFMCRFBK	1.51	-	1.51	1.40	1.40	-	-	1.40	-0.11	-7.28	10	470,100	681,641.50
61	OANDO	2.45	-	2.45	2.55	2.45	3.92	-	2.55	0.10	4.08	41	396,716	987,868.00
62	OKOMUOIL	67.00	-	67.00	-	-	-	-	67.00	-	-	12	1,792	119,981.80
63	PRESCO	45.25	-	45.25	-	-	-	-	45.25	-	-	15	31,532	1,392,473.65
64	PRESTIGE	0.57	-	0.57	-	-	-	-	0.57	-	-	2	6,900	4,059.00
65	PZ	4.90	-	4.90	-	-	-	-	4.90	-	-	24	151,977	705,304.80
66	REDSTAREX	3.60	-	3.60	-	-	-	-	3.60	-	-	24	231,961	850,393.30
67	REGALINS	0.22	-	0.22	0.22	0.22	-	-	0.22	-	-	6	9,000,000	1,980,000.00
68	SEPLAT	428.80	-	428.80	-	-	-	-	428.80	-	-	34	8,066	3,170,227.70
69	SFSREIT	69.30	-	69.30	-	-	-	-	69.30	-	-	1	704	43,929.60
70	SKYAVN	2.93	-	2.93	-	-	-	-	2.93	-	-	1	38,959	125,447.98
71	STANBIC	33.00	-	33.00	-	-	-	-	33.00	-	-	19	23,266	729,887.00
72	STERLNBANK	1.30	-	1.30	-	-	-	-	1.30	-	-	26	455,820	550,839.74
73	SUNUASSUR	0.20	-	0.20	-	-	-	-	0.20	-	-	1	8,000	1,600.00
74	TOTAL	96.10	-	96.10	-	-	-	-	96.10	-	-	33	270,852	26,009,410.60
75	TRANSCOHOT	4.00	-	4.00	-	-	-	-	4.00	-	-	1	10,000	40,000.00

Prices for Securities Traded as of 18/06/2020

Printed 18/06/2020 14:48:25.025

S/N	COMPANY	PCLOSE	OOPEN	OPEN	HIGH	LOW	%SPREAD	OCLOSE	CLOSE	CHANGE	%CHANGI	TRADES	VOLUME	VALUE
76	TRANSCORP	0.74	-	0.74	0.74	0.73	1.35	-	0.74	 - 	-1.35	31	3,460,742	2,555,572.76
77	TRIPPLEG	0.58	-	0.58	-	-	-	-	0.58	 - 	-	1	2,268	1,202.04
78	UACN	7.20	-	7.20	7.20	7.20	-	-	7.20	 - 	-	27	406,759	2,943,015.05
79	UAC-PROP	0.91	-	0.91	-	-	-	-	0.91	 - 	-	12	106,892	94,609.96
80	UBA	6.40	-	6.40	6.40	6.35	0.78	6.40	6.40	 - 	-0.78	186	9,859,196	63,005,799.45
81	UBN	6.40	-	6.40	-	-	-	-	6.40	 - 	-	19	130,445	793,419.60
82	UCAP	2.60	-	2.60	2.63	2.55	3.04	-	2.55	 -0.05 	-1.92	78	3,236,819	8,398,578.08
83	UNILEVER	17.00	-	17.00	-	-	-	-	17.00	 - 	-	18	113,444	1,751,916.90
84	UNIONDAC	0.29	-	0.29	-	-	-	-	0.29	 - 	-	3	139,900	40,571.00
85	UNITYBNK	0.55	-	0.55	0.55	0.52	5.45	-	0.52	 -0.03 	-5.45	19	1,647,693	860,287.63
86	UPL	1.20	-	1.20	-	-	-	-	1.20	 - 	-	2	12,000	13,250.00
87	VITAFOAM	5.60	-	5.60	-	-	-	-	5.60	 - 	-	13	117,827	600,491.55
88	WAPCO	11.00	-	11.00	11.00	11.00	-	-	11.00	 - 	-	54	634,699	7,029,022.10
89	WAPIC	0.34	-	0.34	0.35	0.33	5.71	-	0.34	 - 	-2.94	16	2,335,436	794,111.06
90	WEMABANK	0.60	-	0.60	0.59	0.57	3.39	-	0.59	 -0.01 	-1.67	13	1,374,658	805,798.48
91	ZENITHBANK	16.15	16.25	16.25	16.25	16.10	0.92	-	16.15	 - 	0.31	298	8,414,558	135,884,303.10
Total												3,315	171,208,471	2,210,693,302.89

Prices for Securities Traded as of 18/06/2020

Printed 18/06/2020 14:48:25.025

PRICES FOR ETF SECURITIES TRADED ON 18/06/2020

S/N	COMPANY	PCLOSE	OPEN	HIGH	LOW	%SPREAD	CLOSE	CHANGE	%CHANG	TRADES	VOLUME	VALUE
1	NEWGOLD	7,400.00	7,400.00	7,425.00	7,400.00	0.34	7,425.00	25.00 ↑	0.34	2	24,900	184,495,000.00
Total										2	24,900	184,495,000.00

NO BOND TRADING ACTIVITY ON 18/06/2020