

Prices for Securities Traded as of 18/08/2022

Printed 18/08/2022 14:45:32.032



PRICES FOR EQUITY SECURITIES TRADED ON 18/08/2022

S/N	COMPANY	PCLOSE	OOPEN	OPEN	HIGH	LOW	%SPREAD	OCLOSE	CLOSE	CHANGE	%CHANGI	TRADES	VOLUME	VALUE
1	ABCTRANS	0.30	-	0.30	-	-	-	-	0.30	-	↓	1	1,345	376.60
2	ACADEMY	2.13	-	2.13	2.05	2.04	0.49	2.04	2.04	-0.09	↓	54	1,081,598	2,228,956.03
3	ACCESSCORP	8.50	-	8.50	8.50	8.00	5.88	-	8.35	-0.15	↓	215	10,203,673	84,409,632.10
4	AFRIPRUD	5.80	-	5.80	-	-	-	-	5.80	-	↓	34	189,066	1,043,046.60
5	AIICO	0.55	-	0.55	0.56	0.55	1.79	-	0.55	-	↑	42	2,955,106	1,633,439.59
6	AIRTElafri	1,905.40	-	1,905.40	-	-	-	-	1,905.40	-	↓	12	100,049	190,673,248.80
7	ARDOVA	12.60	-	12.60	-	-	-	-	12.60	-	↓	15	372,695	4,748,847.70
8	BERGER	6.60	-	6.60	-	-	-	-	6.60	-	↓	9	51,979	317,277.50
9	BUACEMENT	54.60	-	54.60	53.85	53.00	1.58	-	53.85	-0.75	↓	40	471,431	24,980,801.80
10	BUAFOODS	59.95	-	59.95	-	-	-	-	59.95	-	↓	22	44,452	2,434,767.00
11	CADBURY	14.90	-	14.90	13.70	13.70	-	-	13.70	-1.20	↓	14	376,125	5,149,821.90
12	CAP	17.00	-	17.00	17.00	17.00	-	-	17.00	-	↓	28	361,007	6,157,646.10
13	CAPHOTEL	3.40	-	3.40	-	-	-	-	3.40	-	↓	1	46	147.20
14	CAVERTON	1.01	-	1.01	1.05	1.05	-	-	1.05	0.04	↑	5	151,910	159,460.50
15	CHAMPION	3.79	-	3.79	-	-	-	-	3.79	-	↓	5	8,325	29,771.75
16	CHAMS	0.27	-	0.27	0.27	0.27	-	-	0.27	-	↓	10	319,307	84,963.86
17	CHIPLC	0.62	-	0.62	0.62	0.57	8.06	-	0.62	-	↓	11	756,000	455,802.00
18	CILEASING	3.20	-	3.20	-	-	-	-	3.20	-	↓	4	12,681	36,828.00
19	CORNERST	0.72	-	0.72	-	-	-	-	0.72	-	↓	1	24,667	16,280.22
20	COURTVILLE	0.46	-	0.46	-	-	-	-	0.46	-	↓	9	80,956	38,695.20
21	CUSTODIAN	6.80	-	6.80	6.80	6.80	-	-	6.80	-	↓	22	1,175,107	8,004,675.90
22	CUTIX	2.15	-	2.15	2.14	2.00	6.54	2.00	2.00	-0.15	↓	38	2,704,589	5,603,074.90
23	CWG	0.90	-	0.90	-	-	-	-	0.90	-	↓	3	1,100	936.00
24	DANGCEM	258.80	-	258.80	-	-	-	-	258.80	-	↓	76	470,912	116,914,253.10
25	DANGSUGAR	16.00	-	16.00	16.00	16.00	-	-	16.00	-	↓	53	3,396,173	54,388,561.10

Prices for Securities Traded as of 18/08/2022

Printed 18/08/2022 14:45:32.032

S/N	COMPANY	PCLOSE	OOPEN	OPEN	HIGH	LOW	%SPREAD	OCLOSE	CLOSE	CHANGE	%CHANGI	TRADES	VOLUME	VALUE
26	DEAPCAP	0.20	-	0.20	0.20	0.20	-	-	0.20	-	-	4	124,000	24,800.00
27	ELLAHLAKES	4.00	-	4.00	-	-	-	-	4.00	-	-	3	24,600	98,460.00
28	ETERNA	7.00	-	7.00	6.61	6.61	-	-	6.61	-0.39	-5.57	25	437,065	2,962,500.08
29	ETI	10.60	-	10.60	-	-	-	-	10.60	-	-	17	434,267	4,712,059.60
30	FBNH	10.70	-	10.70	11.10	10.70	3.60	-	10.70	-	3.74	73	38,971,584	431,888,242.85
31	FCMB	3.44	-	3.44	-	-	-	-	3.44	-	-	12	156,755	499,924.90
32	FIDELITYBK	3.08	-	3.08	3.05	3.00	1.64	-	3.05	-0.03	-0.97	47	1,784,997	5,394,690.41
33	FIDSON	10.10	-	10.10	-	-	-	-	10.10	-	-	13	36,273	345,384.16
34	FLOURMILL	30.65	-	30.65	29.05	29.05	-	-	29.05	-1.60	-5.22	79	681,692	19,853,747.15
35	FTNCOCOA	0.30	-	0.30	0.33	0.32	3.03	-	0.33	0.03	10.00	7	495,406	158,693.60
36	GLAXOSMITH	6.00	-	6.00	-	-	-	-	6.00	-	-	23	116,868	738,633.55
37	GTCO	20.30	-	20.30	20.30	20.25	0.25	-	20.30	-	-0.25	190	6,513,393	132,156,865.05
38	GUINEAINS	0.20	-	0.20	0.20	0.20	-	-	0.20	-	-	2	200,078	40,015.60
39	GUINNESS	84.00	-	84.00	-	-	-	-	84.00	-	-	48	209,587	17,475,556.10
40	HONYFLOUR	2.65	-	2.65	2.65	2.64	0.38	-	2.64	-0.01	-0.38	32	2,454,668	6,462,836.12
41	IKEJAHOTEL	1.20	-	1.20	-	-	-	-	1.20	-	-	5	6,416	8,256.80
42	IMG	8.25	-	8.25	-	-	-	-	8.25	-	-	9	76,153	683,955.15
43	INTBREW	5.00	-	5.00	5.00	5.00	-	-	5.00	-	-	43	4,464,414	22,326,174.05
44	JAIZBANK	0.85	-	0.85	0.84	0.83	1.19	-	0.84	-0.01	-1.18	25	4,415,983	3,668,759.01
45	JAPAUFGOLD	0.33	-	0.33	0.33	0.32	3.03	-	0.32	-0.01	-3.03	23	2,535,062	826,079.84
46	JBERGER	25.90	-	25.90	-	-	-	-	25.90	-	-	23	301,989	7,829,396.40
47	LASACO	1.15	-	1.15	1.05	1.04	0.95	-	1.04	-0.11	-9.57	22	646,233	684,982.19
48	LEARNAFRCA	2.25	-	2.25	-	-	-	-	2.25	-	-	22	330,322	755,115.31
49	LINKASSURE	0.51	-	0.51	0.52	0.52	-	-	0.52	0.01	1.96	1	112,501	58,500.52
50	LIVESTOCK	1.29	-	1.29	-	-	-	-	1.29	-	-	7	34,492	46,687.10

Prices for Securities Traded as of 18/08/2022

Printed 18/08/2022 14:45:32.032

S/N	COMPANY	PCLOSE	OOPEN	OPEN	HIGH	LOW	%SPREAD	OCLOSE	CLOSE	CHANGE	%CHANGI	TRADES	VOLUME	VALUE
51	MANSARD	1.86	-	1.86	1.86	1.81	2.69	-	1.85	-0.01 ↓	-0.54	17	1,722,815	3,185,681.80
52	MAYBAKER	3.90	-	3.90	3.88	3.88	-	-	3.88	-0.02 ↓	-0.51	12	409,571	1,586,666.85
53	MCNICHOLS	0.74	-	0.74	-	-	-	-	0.74	- ↑	-	5	56,700	39,258.00
54	MEYER	2.27	-	2.27	-	-	-	-	2.27	- ↑	-	1	2,000	4,500.00
55	MORISON	2.19	-	2.19	-	-	-	-	2.19	- ↑	-	4	2,558	5,588.42
56	MRS	14.45	-	14.45	-	-	-	-	14.45	- ↑	-	4	8,193	108,628.30
57	MTNN	201.00	-	201.00	200.10	200.00	0.05	-	200.00	-1.00 ↓	-0.50	283	2,775,188	558,611,874.00
58	MULTIVERSE	2.30	-	2.30	2.10	2.10	-	-	2.10	-0.20 ↓	-8.70	15	130,455	275,860.33
59	NAHCO	5.86	-	5.86	6.04	6.04	-	-	6.04	0.18 ↑	3.07	39	939,667	5,680,199.41
60	NASCON	11.10	-	11.10	11.00	11.00	-	-	11.00	-0.10 ↓	-0.90	8	311,097	3,424,377.00
61	NB	47.15	-	47.15	-	-	-	-	47.15	- ↑	-	63	485,813	21,297,913.65
62	NEIMETH	1.53	-	1.53	-	-	-	-	1.53	- ↑	-	7	78,785	121,257.35
63	NEM	4.41	-	4.41	3.97	3.97	-	-	3.97	-0.44 ↓	-9.98	8	523,506	2,078,768.82
64	NESTLE	1,300.00	-	1,300.00	-	-	-	-	1,300.00	- ↑	-	27	38,398	50,857,128.00
65	NGXGROUP	20.00	-	20.00	20.25	20.10	0.74	-	20.25	0.25 ↑	1.25	33	1,462,050	29,463,136.50
66	NNFM	8.60	-	8.60	-	-	-	-	8.60	- ↑	-	8	90,000	719,750.00
67	NPFMCRFBK	1.65	-	1.65	-	-	-	-	1.65	- ↑	-	8	131,217	214,621.54
68	OANDO	4.85	-	4.85	4.86	4.70	3.29	-	4.86	0.01 ↑	0.21	81	2,637,416	12,699,272.80
69	OKOMUOIL	216.90	-	216.90	195.30	195.30	-	-	195.30	-21.60 ↓	-9.96	48	105,857	20,673,872.10
70	PRESCO	142.60	-	142.60	-	-	-	-	142.60	- ↑	-	31	212,806	27,313,650.10
71	PRESTIGE	0.48	-	0.48	0.52	0.44	15.38	0.52	0.52	0.04 ↑	8.33	15	3,313,600	1,479,751.88
72	PZ	9.00	-	9.00	8.50	8.50	-	-	8.50	-0.50 ↓	-5.56	36	1,058,624	9,013,062.45
73	REDSTAREX	2.55	-	2.55	2.70	2.70	-	-	2.70	0.15 ↑	5.88	11	1,021,335	2,756,615.76
74	REGALINS	0.23	-	0.23	0.25	0.25	-	-	0.25	0.02 ↑	8.70	3	116,500	29,125.00
75	RTBRISCOE	0.38	-	0.38	0.35	0.35	-	-	0.35	-0.03 ↓	-7.89	6	110,900	38,863.78



Prices for Securities Traded as of 18/08/2022

Printed 18/08/2022 14:45:32.032

S/N	COMPANY	PCLOSE	OOPEN	OPEN	HIGH	LOW	%SPREAD	OCLOSE	CLOSE	CHANGE	%CHANGI	TRADES	VOLUME	VALUE
76	SEPLAT	1,419.90	-	1,419.90	-	-	-	-	1,419.90	-	-	66	203,600	260,457,190.40
77	SFSREIT	77.00	-	77.00	-	-	-	-	77.00	-	-	4	95	6,583.50
78	SKYAVN	5.10	-	5.10	-	-	-	-	5.10	-	-	1	1,000	5,100.00
79	SOVRENINS	0.27	-	0.27	-	-	-	-	0.27	-	-	3	1,550	448.50
80	STANBIC	28.10	-	28.10	28.00	28.00	-	-	28.00	-0.10	-0.36	74	6,171,815	172,859,273.70
81	STERLNBANK	1.50	-	1.50	1.52	1.46	3.95	-	1.51	0.01	0.67	22	3,100,311	4,632,441.24
82	TOTAL	234.50	-	234.50	-	-	-	-	234.50	-	-	12	11,186	2,361,364.60
83	TRANSCOHOT	6.25	-	6.25	-	-	-	-	6.25	-	-	1	48	271.20
84	TRANSCORP	1.08	-	1.08	1.08	1.05	2.78	1.06	1.06	-0.02	-1.85	51	2,259,055	2,399,028.27
85	TRANSEXPR	0.63	-	0.63	-	-	-	-	0.63	-	-	2	1,000	600.00
86	TRIPPLEG	0.87	-	0.87	-	-	-	-	0.87	-	-	5	22,368	21,006.88
87	UACN	10.80	-	10.80	-	-	-	-	10.80	-	-	26	247,896	2,677,346.95
88	UBA	6.95	-	6.95	7.05	7.00	0.71	7.00	7.00	0.05	0.72	146	13,021,378	91,226,283.45
89	UBN	6.00	-	6.00	-	-	-	-	6.00	-	-	42	1,141,390	7,335,414.65
90	UCAP	11.80	-	11.80	11.95	11.80	1.26	-	11.80	-	0.42	88	1,817,470	21,499,929.20
91	UNILEVER	13.50	-	13.50	-	-	-	-	13.50	-	-	7	14,966	202,553.45
92	UNITYBNK	0.45	-	0.45	0.45	0.45	-	-	0.45	-	-	9	557,098	250,839.10
93	UNIVINSURE	0.20	-	0.20	-	-	-	-	0.20	-	-	1	25,000	5,000.00
94	UPDC	1.02	-	1.02	-	-	-	-	1.02	-	-	13	230,766	253,324.38
95	UPDCREIT	3.20	-	3.20	-	-	-	-	3.20	-	-	12	228,529	736,542.80
96	UPL	2.12	-	2.12	1.92	1.91	0.52	-	1.91	-0.21	-9.91	20	1,355,529	2,591,742.50
97	VERITASKAP	0.20	-	0.20	0.20	0.20	-	-	0.20	-	-	5	600,000	120,000.00
98	VITAFOAM	22.50	-	22.50	-	-	-	-	22.50	-	-	31	473,476	9,798,289.40
99	WAPCO	24.95	-	24.95	-	-	-	-	24.95	-	-	51	995,757	23,816,153.75
100	WAPIC	0.41	-	0.41	-	-	-	-	0.41	-	-	10	10,618	4,148.21

Prices for Securities Traded as of 18/08/2022


Printed 18/08/2022 14:45:32.032

S/N	COMPANY	PCLOSE	OOPEN	OPEN	HIGH	LOW	%SPREAD	OCLOSE	CLOSE	CHANGE	%CHANGI	TRADES	VOLUME	VALUE
101	WEMABANK	3.49	-	3.49	3.49	3.49	-	-	3.49		-	17	126,103	439,444.25
102	ZENITHBANK	21.70	-	21.70	21.95	21.70	1.14	-	21.95	0.25 	1.15	209	5,748,982	125,397,885.25
Total												3,180	146,987,134	2,649,989,256.46

Prices for Securities Traded as of 18/08/2022

Printed 18/08/2022 14:45:32.032

PRICES FOR ETF SECURITIES TRADED ON 18/08/2022

<u>S/N</u>	<u>COMPANY</u>	<u>PCLOSE</u>	<u>OPEN</u>	<u>HIGH</u>	<u>LOW</u>	<u>%SPREAD</u>	<u>CLOSE</u>	<u>CHANGE</u>	<u>%CHANG</u>	<u>TRADES</u>	<u>VOLUME</u>	<u>VALUE</u>
1	NEWGOLD	15,000.00	15,000.00	15,000.00	9,200.60	38.66	15,000.00		-38.66	3	62	872,005.95
Total										3	62	872,005.95

Prices for Securities Traded as of 18/08/2022

Printed 18/08/2022 14:45:32.032

PRICES FOR BOND SECURITIES TRADED ON 18/08/2022

S/N	COMPANY	PCLOSE	OPEN	HIGH	LOW	%SPREAD	CLOSE	CHANGE	%CHANGE	TRADES	VOLUME	VALUE
1	FGSUK2027S3	100.00	100.00	99.96	99.96	-	99.96	-0.04 ↓	-0.04	1	1,500	1,499,470.50
2	FGSUK2031S4	106.68	106.68	103.51	101.00	2.42	101.00	-5.68 ↓	-5.33	2	25,000	25,375,285.00
Total										3	26,500	26,874,755.50