

Prices for Securities Traded as of 19/02/2020

Printed 19/02/2020 14:50:26.026

PRICES FOR EQUITY SECURITIES TRADED ON 19/02/2020

S/N	COMPANY	PCLOSE	OOPEN	OPEN	HIGH	LOW	%SPREAD	OCLOSE	CLOSE	CHANGE	%CHANGI	TRADES	VOLUME	VALUE
1	ABCTRANS	0.32	-	0.32	-	-	-	-	0.32	-	-	3	43,350	14,182.50
2	ACCESS	9.70	-	9.70	9.70	9.60	1.03	-	9.70	-	-0.52	117	4,546,218	43,937,964.45
3	AFRIPRUD	4.66	-	4.66	5.12	4.81	6.05	5.12	5.12	0.46	9.87	101	10,207,857	50,560,767.80
4	AIICO	0.82	-	0.82	0.90	0.85	5.56	-	0.90	0.08	9.76	43	5,354,789	4,698,334.82
5	AIRTELAFRI	298.90	-	298.90	-	-	-	-	298.90	-	-	15	44,213	13,532,816.20
6	BERGER	6.75	-	6.75	-	-	-	-	6.75	-	-	11	100,000	740,000.00
7	BETAGLAS	70.00	-	70.00	-	-	-	-	70.00	-	-	1	500	32,250.00
8	BOCGAS	4.50	-	4.50	-	-	-	-	4.50	-	-	9	75,922	340,037.50
9	BUACEMENT	35.00	-	35.00	-	-	-	-	35.00	-	-	44	355,917	11,549,678.65
10	CADBURY	9.10	-	9.10	-	-	-	-	9.10	-	-	26	56,238	505,974.35
11	CAP	24.60	-	24.60	-	-	-	-	24.60	-	-	18	43,425	1,054,699.00
12	CAPHOTEL	2.75	-	2.75	-	-	-	-	2.75	-	-	1	5	12.50
13	CAPOIL	0.20	-	0.20	-	-	-	-	0.20	-	-	1	25,000	5,000.00
14	CAVERTON	2.60	-	2.60	2.82	2.65	6.03	-	2.82	0.22	8.46	70	13,033,502	35,580,822.44
15	CHAMPION	0.97	-	0.97	-	-	-	-	0.97	-	-	6	100,000	88,000.00
16	CHAMS	0.29	-	0.29	0.28	0.28	-	-	0.28	-0.01	-3.45	7	550,000	154,105.78
17	CHIPLC	0.35	-	0.35	0.32	0.32	-	-	0.32	-0.03	-8.57	3	140,100	44,832.00
18	CILEASING	5.80	-	5.80	6.35	6.35	-	-	6.35	0.55	9.48	22	438,755	2,591,108.30
19	CONOIL	18.00	-	18.00	-	-	-	-	18.00	-	-	15	15,553	287,057.85
20	CORNERST	0.56	-	0.56	-	-	-	-	0.56	-	-	3	111,852	64,859.85
21	COURTVILLE	0.21	-	0.21	0.21	0.21	-	-	0.21	-	-	4	800,000	168,000.00
22	CUSTODIAN	6.05	-	6.05	5.55	5.45	1.80	-	5.45	-0.60	-9.92	27	1,845,618	10,219,299.75
23	CUTIX	1.36	-	1.36	1.40	1.40	-	-	1.40	0.04	2.94	8	265,242	379,559.27
24	DANGCEM	170.00	-	170.00	-	-	-	-	170.00	-	-	212	1,222,145	192,948,138.50
25	DANGSUGAR	12.35	-	12.35	12.10	12.10	-	-	12.10	-0.25	-2.02	63	715,507	8,638,279.90

















































Prices for Securities Traded as of 19/02/2020

Printed 19/02/2020 14:50:26.026

S/N	COMPANY	PCLOSE	OOPEN	OPEN	HIGH	LOW	%SPREAD	OCLOSE	CLOSE	CHANGE	%CHANGI	TRADES	VOLUME	VALUE
26	ETERNA	2.15	-	2.15	-	-	-	-	2.15	-	-	18	93,390	204,892.85
27	ETI	6.40	-	6.40	-	-	-	-	6.40	-	-	36	149,081	958,660.70
28	FBNH	5.80	-	5.80	5.85	5.75	1.71	-	5.75	-0.05	-0.86	275	34,620,421	199,533,985.60
29	FCMB	1.80	-	1.80	1.87	1.83	2.14	-	1.87	0.07	3.89	54	1,650,719	3,051,596.50
30	FIDELITYBK	2.13	-	2.13	2.12	2.12	-	-	2.12	-0.01	-0.47	47	1,598,896	3,415,330.62
31	FIDSON	2.50	-	2.50	2.55	2.30	9.80	-	2.54	0.04	1.60	13	10,262,632	23,673,923.70
32	FLOURMILL	23.00	-	23.00	-	-	-	-	23.00	-	-	33	268,764	5,872,009.20
33	FO	18.55	-	18.55	16.70	16.70	-	-	16.70	-1.85	-9.97	29	284,256	4,747,164.90
34	FTNCOCOA	0.20	-	0.20	-	-	-	-	0.20	-	-	1	13,750	2,750.00
35	GLAXOSMITH	5.00	-	5.00	-	-	-	-	5.00	-	-	23	196,851	948,274.85
36	GUARANTY	28.85	-	28.85	28.55	28.40	0.53	-	28.40	-0.45	-1.56	233	79,346,101	2,260,312,152.30
37	GUINNESS	25.20	-	25.20	25.20	25.20	-	-	25.20	-	-	34	612,705	15,429,250.30
38	HONYFLOUR	1.03	-	1.03	-	-	-	-	1.03	-	-	4	131,000	135,012.00
39	IKEJAHOTEL	1.10	-	1.10	-	-	-	-	1.10	-	-	4	57,000	58,710.00
40	INTBREW	7.05	-	7.05	-	-	-	-	7.05	-	-	8	27,695	207,068.45
41	JAIZBANK	0.71	-	0.71	0.70	0.68	2.86	-	0.68	-0.03	-4.23	26	3,387,275	2,319,949.50
42	JAPAUOIL	0.20	-	0.20	0.21	0.20	4.76	-	0.20	-	5.00	30	16,313,472	3,264,703.09
43	JBERGER	22.50	-	22.50	-	-	-	-	22.50	-	-	22	251,560	5,533,067.75
44	JOHNHOLT	0.56	-	0.56	-	-	-	-	0.56	-	-	3	8,505	4,337.55
45	LASACO	0.26	-	0.26	-	-	-	-	0.26	-	-	6	79,610	19,802.70
46	LAWUNION	0.99	-	0.99	0.90	0.90	-	-	0.90	-0.09	-9.09	11	550,020	496,449.80
47	LEARNAFRCA	1.24	-	1.24	-	-	-	-	1.24	-	-	5	26,500	35,620.00
48	LINKASSURE	0.44	-	0.44	0.46	0.41	10.87	0.46	0.46	0.02	4.55	11	310,020	136,859.40
49	LIVESTOCK	0.69	-	0.69	0.64	0.63	1.56	-	0.63	-0.06	-8.70	27	1,032,400	653,087.00
50	MANSARD	2.00	-	2.00	1.80	1.80	-	-	1.80	-0.20	-10.00	8	218,768	393,934.15

Prices for Securities Traded as of 19/02/2020

Printed 19/02/2020 14:50:26.026

S/N	COMPANY	PCLOSE	OOPEN	OPEN	HIGH	LOW	%SPREAD	OCLOSE	CLOSE	CHANGE	%CHANGI	TRADES	VOLUME	VALUE
51	MAYBAKER	2.02	-	2.02	-	-	-	-	2.02	 - 	-	14	30,711	59,821.52
52	MBENEFIT	0.20	-	0.20	0.20	0.20	-	-	0.20	 - 	-	5	2,487,540	497,508.00
53	MEYER	0.46	-	0.46	-	-	-	-	0.46	 - 	-	1	50,000	21,000.00
54	MOBIL	133.20	-	133.20	-	-	-	-	133.20	 - 	-	20	38,513	5,222,574.10
55	MRS	13.80	-	13.80	-	-	-	-	13.80	 - 	-	5	46,419	578,079.75
56	MTNN	116.00	-	116.00	-	-	-	-	116.00	 - 	-	135	1,943,579	222,616,912.00
57	NAHCO	2.78	-	2.78	-	-	-	-	2.78	 - 	-	52	2,123,621	5,612,402.49
58	NASCON	13.00	-	13.00	-	-	-	-	13.00	 - 	-	7	50,000	622,500.00
59	NB	51.50	-	51.50	-	-	-	-	51.50	 - 	-	55	305,281	14,475,750.60
60	NCR	2.98	-	2.98	2.80	2.70	3.57	-	2.70	 -0.28 	-9.40	3	480,000	1,316,000.00
61	NEIMETH	0.48	-	0.48	-	-	-	-	0.48	 - 	-	11	259,569	129,190.47
62	NEM	2.04	-	2.04	-	-	-	-	2.04	 - 	-	4	58,484	123,479.96
63	NESTLE	1,242.00	-	1,242.00	-	-	-	-	1,242.00	 - 	-	82	634,622	710,402,721.80
64	NIGERINS	0.20	-	0.20	-	-	-	-	0.20	 - 	-	1	3,500	700.00
65	NOTORE	62.50	-	62.50	-	-	-	-	62.50	 - 	-	2	4	225.00
66	NPFMCRFBK	1.20	-	1.20	1.16	1.15	0.86	-	1.15	 -0.05 	-4.17	5	694,000	799,150.00
67	OANDO	3.60	-	3.60	3.57	3.49	2.24	-	3.49	 -0.11 	-3.06	35	978,001	3,438,931.23
68	OKOMUOIL	68.00	-	68.00	-	-	-	-	68.00	 - 	-	8	7,712	488,527.00
69	OMATEK	0.41	-	0.41	-	-	-	-	0.41	 - 	-	2	20	7.40
70	PREMINTS	9.40	-	9.40	-	-	-	-	9.40	 - 	-	1	100	1,025.00
71	PRESKO	49.85	-	49.85	-	-	-	-	49.85	 - 	-	5	2,098	98,380.00
72	PRESTIGE	0.59	-	0.59	0.61	0.61	-	-	0.61	 0.02 	3.39	5	550,000	326,500.00
73	PZ	5.00	-	5.00	-	-	-	-	5.00	 - 	-	15	248,505	1,242,544.80
74	REDSTAREX	4.45	-	4.45	-	-	-	-	4.45	 - 	-	5	5,204	20,920.40
75	SEPLAT	605.00	-	605.00	-	-	-	-	605.00	 - 	-	2	800	435,600.00

Prices for Securities Traded as of 19/02/2020

Printed 19/02/2020 14:50:26.026


S/N	COMPANY	PCLOSE	OOPEN	OPEN	HIGH	LOW	%SPREAD	OCLOSE	CLOSE	CHANGE	%CHANGI	TRADES	VOLUME	VALUE
76	SOVRENINS	0.20	-	0.20	0.20	0.20	-	-	0.20		-	1	250,000	50,000.00
77	STANBIC	38.50	-	38.50	38.50	38.50	-	-	38.50		-	26	4,027,062	155,028,821.90
78	STERLNBANK	1.56	-	1.56	-	-	-	-	1.56		-	43	1,318,009	1,973,852.28
79	THOMASWY	0.35	-	0.35	-	-	-	-	0.35		-	1	370	129.50
80	TOTAL	107.00	-	107.00	-	-	-	-	107.00		-	16	6,522	689,703.60
81	TRANSCOHOT	4.05	-	4.05	-	-	-	-	4.05		-	2	205	779.50
82	TRANSCORP	0.95	-	0.95	0.95	0.94	1.05	0.95	0.95		-1.05	38	8,270,531	7,776,868.19
83	UACN	9.00	-	9.00	-	-	-	-	9.00		-	28	129,189	1,141,944.65
84	UAC-PROP	0.99	-	0.99	-	-	-	-	0.99		-	9	116,000	117,062.65
85	UBA	7.55	-	7.55	7.70	7.60	1.30	7.60	7.60	0.05	0.66	227	15,736,651	120,452,304.25
86	UBN	7.00	-	7.00	-	-	-	-	7.00		-	61	1,129,372	7,930,464.50
87	UCAP	2.93	3.22	3.22	3.22	3.22	-	-	3.22	0.29	9.90	62	7,170,335	23,088,478.70
88	UNILEVER	15.00	-	15.00	-	-	-	-	15.00		-	27	42,362	608,065.65
89	UNITYBNK	0.54	-	0.54	0.59	0.50	15.25	-	0.59	0.05	9.26	23	1,748,373	967,696.41
90	UPDCREIT	3.45	-	3.45	-	-	-	-	3.45		-	7	96,650	328,182.50
91	VITAFOAM	4.55	-	4.55	-	-	-	-	4.55		-	12	92,457	388,206.99
92	WAPCO	15.10	-	15.10	15.90	15.70	1.26	15.70	15.70	0.60	3.97	79	2,710,353	42,468,200.95
93	WAPIC	0.33	-	0.33	0.32	0.31	3.13	-	0.31	-0.02	-6.06	20	1,640,294	520,554.28
94	WEMABANK	0.68	-	0.68	0.67	0.65	2.99	-	0.65	-0.03	-4.41	22	3,088,750	2,047,183.09
95	ZENITHBANK	19.50	-	19.50	19.60	19.45	0.77	19.50	19.50		-0.26	553	39,999,715	780,854,699.85
Total												3,528	290,154,582	5,024,508,025.28

NO ETF TRADING ACTIVITY ON 19/02/2020

Prices for Securities Traded as of 19/02/2020

Printed 19/02/2020 14:50:26.026

PRICES FOR BOND SECURITIES TRADED ON 19/02/2020

<u>S/N</u>	<u>COMPANY</u>	<u>PCLOSE</u>	<u>OPEN</u>	<u>HIGH</u>	<u>LOW</u>	<u>%SPREAD</u>	<u>CLOSE</u>	<u>CHANGE</u>	<u>%CHANGE</u>	<u>TRADES</u>	<u>VOLUME</u>	<u>VALUE</u>
1	FG162049S2	114.10	114.10	114.10	114.10	-	114.10		-	1	1,658	1,891,778.00
Total										1	1,658	1,891,778.00