

Prices for Securities Traded as of 19/07/2022

Printed 19/07/2022 14:43:24.024



PRICES FOR EQUITY SECURITIES TRADED ON 19/07/2022

S/N	COMPANY	PCLOSE	OOPEN	OPEN	HIGH	LOW	%SPREAD	OCLOSE	CLOSE	CHANGE	%CHANGI	TRADES	VOLUME	VALUE
1	ABCTRANS	0.30	-	0.30	0.30	0.30	-	-	0.30	-	-	4	1,026,999	308,099.70
2	ACADEMY	2.00	-	2.00	1.90	1.85	2.63	-	1.86	-0.14	-7.00	63	1,012,924	1,896,192.63
3	ACCESSCORP	9.25	-	9.25	9.25	9.00	2.70	9.15	9.15	-0.10	-1.08	237	16,092,459	146,445,007.40
4	AFRIPRUD	5.65	-	5.65	5.70	5.65	0.88	-	5.65	-	-	53	629,665	3,569,909.45
5	AIICO	0.60	-	0.60	0.64	0.62	3.13	-	0.62	0.02	3.33	40	14,099,336	8,895,458.85
6	AIRTElafRI	1,905.40	-	1,905.40	-	-	-	-	1,905.40	-	-	19	3,654	7,122,163.00
7	ARDOVA	13.05	-	13.05	-	-	-	-	13.05	-	-	24	360,581	4,485,593.00
8	BERGER	6.85	-	6.85	-	-	-	-	6.85	-	-	7	3,623	23,663.90
9	BETAGLAS	51.20	-	51.20	-	-	-	-	51.20	-	-	13	5,866	280,754.50
10	BUACEMENT	69.30	-	69.30	-	-	-	-	69.30	-	-	14	18,281	1,156,030.50
11	BUAFOODS	50.80	-	50.80	-	-	-	-	50.80	-	-	15	117,773	5,835,746.55
12	CADBURY	17.10	-	17.10	-	-	-	-	17.10	-	-	22	140,333	2,201,380.25
13	CAP	17.00	-	17.00	17.00	17.00	-	-	17.00	-	-	26	525,900	9,057,771.30
14	CAPHOTEL	3.40	-	3.40	-	-	-	-	3.40	-	-	1	1,823	6,818.02
15	CAVERTON	1.37	-	1.37	1.29	1.28	0.78	-	1.28	-0.09	-6.57	13	369,041	475,059.89
16	CHAMPION	3.85	-	3.85	3.85	3.85	-	3.85	3.85	-	-	31	1,460,705	5,605,509.99
17	CHAMS	0.25	-	0.25	0.25	0.24	4.00	0.25	0.25	-	-4.00	9	1,745,550	426,197.50
18	CHIPLC	0.71	-	0.71	0.70	0.64	8.57	-	0.70	-0.01	-1.41	11	4,057,950	2,643,667.00
19	CONOIL	25.95	-	25.95	-	-	-	-	25.95	-	-	13	68,877	1,794,355.05
20	CORNERST	0.62	-	0.62	0.66	0.66	-	0.66	0.66	0.04	6.45	8	394,382	256,347.26
21	COURTVILLE	0.47	-	0.47	0.50	0.50	-	-	0.50	0.03	6.38	13	384,028	189,210.71
22	CUSTODIAN	7.30	-	7.30	-	-	-	-	7.30	-	-	6	153,236	1,080,312.00
23	CUTIX	2.25	-	2.25	2.25	2.23	0.89	-	2.25	-	-0.89	39	1,479,918	3,333,831.18
24	DANGCEM	265.00	-	265.00	-	-	-	-	265.00	-	-	60	168,848	44,652,670.70
25	DANGSUGAR	16.00	-	16.00	16.10	16.10	-	-	16.10	0.10	0.63	60	456,502	7,336,683.20

Prices for Securities Traded as of 19/07/2022

Printed 19/07/2022 14:43:24.024

S/N	COMPANY	PCLOSE	OOPEN	OPEN	HIGH	LOW	%SPREAD	OCLOSE	CLOSE	CHANGE	%CHANGI	TRADES	VOLUME	VALUE
26	ELLAHLAKES	3.96	-	3.96	-	-	-	-	3.96	-	-	3	4,007	15,188.93
27	ETERNA	6.98	-	6.98	-	-	-	-	6.98	-	-	29	259,947	1,729,899.09
28	ETI	10.60	-	10.60	-	-	-	-	10.60	-	-	26	69,191	715,879.05
29	ETRANZACT	2.30	-	2.30	-	-	-	-	2.30	-	-	1	743	1,716.33
30	FBNH	11.00	-	11.00	11.20	10.70	4.46	-	11.20	0.20	1.82	150	12,817,692	140,498,405.35
31	FCMB	3.03	-	3.03	3.05	3.02	0.98	-	3.05	0.02	0.66	44	1,511,485	4,584,118.93
32	FIDELITYBK	3.18	-	3.18	3.19	3.15	1.25	3.15	3.15	-0.03	-0.94	73	5,215,382	16,508,464.97
33	FIDSON	9.90	-	9.90	10.14	10.14	-	-	10.14	0.24	2.42	39	304,601	3,009,915.48
34	FLOURMILL	34.00	-	34.00	-	-	-	-	34.00	-	-	65	735,061	24,680,916.00
35	FTNCOCOA	0.33	-	0.33	0.35	0.35	-	-	0.35	0.02	6.06	11	451,718	157,928.85
36	GLAXOSMITH	6.10	-	6.10	6.65	6.60	0.75	-	6.65	0.55	9.02	50	1,077,830	7,144,425.65
37	GSPECPLC	2.75	-	2.75	-	-	-	-	2.75	-	-	2	8,346	25,204.92
38	GTCO	21.35	-	21.35	21.60	21.35	1.16	21.45	21.45	0.10	0.47	419	8,883,266	190,491,703.20
39	GUINNESS	90.50	-	90.50	-	-	-	-	90.50	-	-	66	195,943	16,277,306.55
40	HONYFLOUR	2.50	-	2.50	-	-	-	-	2.50	-	-	55	1,088,718	2,696,625.57
41	IKEJAHOTEL	1.17	-	1.17	-	-	-	-	1.17	-	-	2	830	1,037.50
42	IMG	9.15	-	9.15	-	-	-	-	9.15	-	-	6	2,992	25,680.00
43	INTBREW	5.80	-	5.80	5.80	5.70	1.72	5.70	5.70	-0.10	-1.72	34	1,545,475	8,835,202.05
44	JAIZBANK	0.87	-	0.87	0.90	0.87	3.33	-	0.90	0.03	3.45	44	3,456,304	3,099,377.74
45	JAPAUFGOLD	0.27	-	0.27	0.25	0.25	-	-	0.25	-0.02	-7.41	15	334,010	84,293.26
46	JBERGER	27.10	-	27.10	-	-	-	-	27.10	-	-	36	291,215	7,945,263.60
47	JOHNHOLT	0.89	-	0.89	-	-	-	-	0.89	-	-	4	5,440	4,415.20
48	LASACO	1.04	-	1.04	1.04	1.04	-	-	1.04	-	-	5	1,134,340	1,179,717.60
49	LEARNAFRCA	2.50	-	2.50	-	-	-	-	2.50	-	-	11	46,713	117,685.86
50	LIVESTOCK	1.27	-	1.27	1.27	1.27	-	-	1.27	-	-	28	450,281	572,068.87

Prices for Securities Traded as of 19/07/2022

Printed 19/07/2022 14:43:24.024

S/N	COMPANY	PCLOSE	OOPEN	OPEN	HIGH	LOW	%SPREAD	OCLOSE	CLOSE	CHANGE	%CHANGI	TRADES	VOLUME	VALUE
51	MANSARD	2.00	-	2.00	2.00	2.00	-	-	2.00	-	-	30	4,347,065	8,695,746.87
52	MAYBAKER	4.00	-	4.00	-	-	-	-	4.00	-	-	9	41,280	164,976.00
53	MCNICHOLS	0.91	-	0.91	-	-	-	-	0.91	-	-	1	5,000	4,450.00
54	MEYER	2.52	-	2.52	-	-	-	-	2.52	-	-	5	2,559	6,982.44
55	MORISON	2.19	-	2.19	-	-	-	-	2.19	-	-	2	43,543	100,148.90
56	MRS	14.45	-	14.45	-	-	-	-	14.45	-	-	9	1,691	22,811.40
57	MTNN	230.00	-	230.00	230.40	229.00	0.61	-	229.00	-1.00	-0.43	270	3,815,064	876,340,154.10
58	MULTIVERSE	1.79	-	1.79	1.80	1.62	10.00	-	1.62	-0.17	-9.50	28	1,887,850	3,155,965.80
59	NAHCO	6.00	-	6.00	-	-	-	-	6.00	-	-	79	710,565	3,932,330.06
60	NASCON	11.00	-	11.00	-	-	-	-	11.00	-	-	11	86,349	994,398.40
61	NB	53.00	-	53.00	53.00	53.00	-	-	53.00	-	-	64	1,236,443	65,516,556.40
62	NCR	3.60	-	3.60	-	-	-	-	3.60	-	-	2	2,192	8,307.68
63	NEIMETH	1.66	-	1.66	-	-	-	-	1.66	-	-	10	168,311	275,393.78
64	NEM	3.47	-	3.47	3.48	3.13	10.06	-	3.40	-0.07	-2.02	23	1,183,847	3,857,892.70
65	NESTLE	1,400.00	-	1,400.00	-	-	-	-	1,400.00	-	-	38	36,722	50,617,943.50
66	NGXGROUP	21.05	-	21.05	21.90	21.90	-	-	21.90	0.85	4.04	30	800,000	16,973,256.00
67	NNFM	8.60	-	8.60	-	-	-	-	8.60	-	-	14	106,689	841,173.35
68	NPFMCRFBK	1.68	-	1.68	-	-	-	-	1.68	-	-	4	11,774	20,412.58
69	OANDO	5.19	-	5.19	5.45	5.15	5.50	-	5.45	0.26	5.01	87	4,763,513	24,878,840.75
70	OKOMUOIL	216.90	-	216.90	-	-	-	-	216.90	-	-	13	3,122	609,726.60
71	OMATEK	0.20	-	0.20	-	-	-	-	0.20	-	-	2	20,000	4,000.00
72	PRESCO	158.40	-	158.40	-	-	-	-	158.40	-	-	20	109,347	16,421,345.50
73	PRESTIGE	0.42	-	0.42	-	-	-	-	0.42	-	-	7	118,123	49,505.66
74	PZ	10.40	-	10.40	-	-	-	-	10.40	-	-	49	516,825	4,964,498.40
75	REDSTAREX	2.60	-	2.60	-	-	-	-	2.60	-	-	7	20,747	53,853.72

Prices for Securities Traded as of 19/07/2022

Printed 19/07/2022 14:43:24.024

S/N	COMPANY	PCLOSE	OOPEN	OPEN	HIGH	LOW	%SPREAD	OCLOSE	CLOSE	CHANGE	%CHANGI	TRADES	VOLUME	VALUE
76	REGALINS	0.25	-	0.25	-	-	-	-	0.25	-	-	5	89,850	24,259.50
77	RTBRISCOE	0.40	-	0.40	0.44	0.41	6.82	-	0.44	0.04	10.00	15	580,517	249,896.81
78	SCOA	1.94	-	1.94	-	-	-	-	1.94	-	-	3	1,300	2,275.00
79	SEPLAT	1,430.50	-	1,430.50	-	-	-	-	1,430.50	-	-	50	137,791	196,007,499.10
80	SFSREIT	77.00	-	77.00	-	-	-	-	77.00	-	-	2	70	5,390.00
81	SKYAVN	6.85	-	6.85	-	-	-	-	6.85	-	-	2	178	1,213.60
82	SOVRENINS	0.27	-	0.27	-	-	-	-	0.27	-	-	5	96,360	26,017.20
83	STANBIC	31.55	-	31.55	-	-	-	-	31.55	-	-	31	93,507	3,005,572.70
84	STERLNBANK	1.55	-	1.55	1.55	1.50	3.23	1.55	1.55	-	-2.58	50	4,978,487	7,558,369.64
85	TANTALIZER	0.20	-	0.20	-	-	-	-	0.20	-	-	1	2,000	400.00
86	TOTAL	234.50	-	234.50	-	-	-	-	234.50	-	-	70	110,486	23,429,784.80
87	TRANSCOHOT	6.25	-	6.25	-	-	-	-	6.25	-	-	7	69,781	479,346.65
88	TRANSCORP	1.22	-	1.22	1.22	1.21	0.82	-	1.22	-	-0.82	65	4,212,151	5,129,334.71
89	UACN	11.10	-	11.10	11.10	11.10	-	-	11.10	-	-	18	611,898	6,795,779.80
90	UBA	7.45	-	7.45	7.50	7.45	0.67	-	7.50	0.05	0.67	204	74,276,211	556,835,187.35
91	UBN	5.40	-	5.40	5.20	5.20	-	-	5.20	-0.20	-3.70	36	803,101	4,188,722.65
92	UCAP	12.85	-	12.85	12.90	12.75	1.16	-	12.80	-0.05	-0.39	150	4,323,203	55,386,572.55
93	UNILEVER	15.50	-	15.50	15.00	15.00	-	-	15.00	-0.50	-3.23	42	945,778	14,199,516.10
94	UNITYBNK	0.45	-	0.45	0.44	0.44	-	-	0.44	-0.01	-2.22	8	275,948	121,083.77
95	UNIVINSURE	0.20	-	0.20	-	-	-	-	0.20	-	-	1	200	40.00
96	UPDC	1.24	-	1.24	1.20	1.19	0.83	-	1.19	-0.05	-4.03	12	1,011,921	1,212,347.44
97	UPDCREIT	3.45	-	3.45	3.40	3.40	-	-	3.40	-0.05	-1.45	18	165,324	565,237.55
98	UPL	2.35	-	2.35	-	-	-	-	2.35	-	-	6	13,167	32,537.30
99	VERITASKAP	0.20	-	0.20	-	-	-	-	0.20	-	-	2	14,000	2,940.00
100	VITAFOAM	22.50	-	22.50	-	-	-	-	22.50	-	-	59	783,973	15,930,422.90

Prices for Securities Traded as of 19/07/2022





Printed 19/07/2022 14:43:24.024

S/N	COMPANY	PCLOSE	OOPEN	OPEN	HIGH	LOW	%SPREAD	OCLOSE	CLOSE	CHANGE	%CHANGI	TRADES	VOLUME	VALUE
101	WAPCO	25.85	-	25.85	26.50	26.15	1.32	26.50	26.50	0.65 ↑	2.51	76	1,381,169	36,321,971.95
102	WEMABANK	4.00	-	4.00	-	-	-	-	4.00	- →	-	85	2,177,566	8,025,585.00
103	ZENITHBANK	22.00	-	22.00	22.25	22.00	1.12	-	22.00	- ↑	0.91	271	3,777,098	83,451,597.80
Total												4,127	205,641,440	2,786,980,446.54

Prices for Securities Traded as of 19/07/2022

Printed 19/07/2022 14:43:24.024

PRICES FOR ETF SECURITIES TRADED ON 19/07/2022

S/N	COMPANY	PCLOSE	OPEN	HIGH	LOW	%SPREAD	CLOSE	CHANGE	%CHANG	TRADES	VOLUME	VALUE
1	NEWGOLD	10,500.00	10,500.00	10,500.00	9,000.00	14.29	10,500.00	 -14.29	-14.29	5	447	4,688,998.00
2	STANBICETF30	70.00	70.00	70.00	70.00	-	70.00	 -	-	2	43	3,010.00
3	VETBANK	3.95	3.95	3.95	3.85	2.53	3.95	 -2.53	-2.53	3	139,694	537,822.90
4	VETGOODS	6.15	6.15	6.09	5.95	2.30	6.09	 -0.06	-0.98	2	52,010	309,460.90
Total										12	192,194	5,539,291.80

Prices for Securities Traded as of 19/07/2022

Printed 19/07/2022 14:43:24.024

PRICES FOR BOND SECURITIES TRADED ON 19/07/2022

S/N	COMPANY	PCLOSE	OPEN	HIGH	LOW	%SPREAD	CLOSE	CHANGE	%CHANGE	TRADES	VOLUME	VALUE
1	FGSUK2025S2	109.90	109.90	112.00	109.00	2.68	109.00	-0.90 ↓	-0.82	6	22,000	24,180,012.00
2	FGSUK2027S3	100.00	100.00	96.50	96.50	-	96.50	-3.50 ↓	-3.50	3	300	289,500.60
3	FGSUK2031S4	100.50	100.50	100.50	100.50	-	100.50	- →	-	2	10,100	10,150,540.40
Total										11	32,400	34,620,053.00