

Prices for Securities Traded as of 22/04/2021

Printed 22/04/2021 15:01:06.006



PRICES FOR EQUITY SECURITIES TRADED ON 22/04/2021

S/N	COMPANY	PCLOSE	OOPEN	OPEN	HIGH	LOW	%SPREAD	OCLOSE	CLOSE	CHANGE	%CHANGI	TRADES	VOLUME	VALUE
1	ABCTRANS	0.29	-	0.29	0.29	0.29	-	-	0.29	-	-	5	1,083,267	315,812.77
2	ACADEMY	0.37	-	0.37	0.37	0.34	8.11	-	0.37	-	-8.11	8	1,585,468	554,409.12
3	ACCESS	7.50	-	7.50	7.60	7.55	0.66	-	7.55	0.05	0.67	220	13,994,483	105,718,628.20
4	AFRIPRUD	5.30	-	5.30	5.30	5.30	-	-	5.30	-	-	42	699,523	3,730,864.35
5	AIICO	1.26	-	1.26	1.26	1.23	2.38	-	1.23	-0.03	-2.38	20	1,962,872	2,458,993.22
6	AIRTELAFRI	930.00	-	930.00	-	-	-	-	930.00	-	-	2	202	169,074.00
7	ARDOVA	14.65	-	14.65	-	-	-	-	14.65	-	-	6	1,777	26,372.05
8	BERGER	6.50	-	6.50	-	-	-	-	6.50	-	-	5	1,444	10,298.90
9	BETAGLAS	54.00	-	54.00	-	-	-	-	54.00	-	-	1	10	486.00
10	BOCGAS	13.61	-	13.61	-	-	-	-	13.61	-	-	2	8,140	100,110.00
11	BUACEMENT	72.70	-	72.70	-	-	-	-	72.70	-	-	21	27,488	1,844,461.90
12	CADBURY	8.10	-	8.10	7.80	7.80	-	-	7.80	-0.30	-3.70	23	147,446	1,160,881.60
13	CAP	22.20	-	22.20	-	-	-	-	22.20	-	-	16	124,094	2,786,854.80
14	CAVERTON	1.85	-	1.85	-	-	-	-	1.85	-	-	5	24,200	47,180.00
15	CHAMPION	2.00	-	2.00	2.00	2.00	-	-	2.00	-	-	26	764,347	1,503,834.54
16	CHAMS	0.21	-	0.21	0.21	0.21	-	-	0.21	-	-	10	1,479,850	311,168.50
17	CHELLARAM	2.24	-	2.24	-	-	-	-	2.24	-	-	2	51	112.20
18	CHIPLC	0.33	-	0.33	-	-	-	-	0.33	-	-	4	15,251	5,335.34
19	CILEASING	5.00	-	5.00	-	-	-	-	5.00	-	-	4	7,000	32,250.00
20	CONOIL	18.75	-	18.75	-	-	-	-	18.75	-	-	22	20,649	396,924.60
21	CORNERST	0.54	-	0.54	0.54	0.54	-	-	0.54	-	-	22	2,481,950	1,340,253.00
22	COURTVILLE	0.23	-	0.23	0.24	0.23	4.17	0.24	0.24	0.01	4.35	11	3,493,500	814,550.00
23	CUSTODIAN	6.05	-	6.05	6.00	6.00	-	-	6.00	-0.05	-0.83	18	172,120	1,027,780.05
24	CUTIX	2.00	-	2.00	2.14	2.14	-	-	2.14	0.14	7.00	11	227,980	484,171.32
25	CWG	2.54	-	2.54	-	-	-	-	2.54	-	-	1	2,143	4,907.47

Prices for Securities Traded as of 22/04/2021

Printed 22/04/2021 15:01:06.006

S/N	COMPANY	PCLOSE	OOPEN	OPEN	HIGH	LOW	%SPREAD	OCLOSE	CLOSE	CHANGE	%CHANGI	TRADES	VOLUME	VALUE
26	DAARCOMM	0.20	-	0.20	-	-	-	-	0.20	-	-	1	22	4.40
27	DANGCEM	220.00	-	220.00	-	-	-	-	220.00	-	-	69	430,884	94,526,269.50
28	DANGSUGAR	17.00	-	17.00	17.50	16.80	4.00	-	17.00	-	-1.18	100	2,121,487	36,146,442.85
29	EKOCORP	6.00	-	6.00	5.40	5.40	-	-	5.40	-0.60	-10.00	3	545,448	2,945,464.20
30	ETERNA	6.35	-	6.35	6.00	6.00	-	-	6.00	-0.35	-5.51	6	150,199	901,187.20
31	ETI	4.95	-	4.95	5.20	5.00	3.85	-	5.00	0.05	1.01	55	2,973,364	15,202,125.40
32	FBNH	7.30	-	7.30	7.45	7.30	2.01	7.40	7.40	0.10	1.37	161	22,313,346	164,877,005.15
33	FCMB	2.90	-	2.90	-	-	-	-	2.90	-	-	43	510,372	1,447,523.58
34	FIDELITYBK	2.26	-	2.26	2.30	2.21	3.91	2.22	2.22	-0.04	-1.77	149	17,546,277	39,039,621.21
35	FIDSON	4.30	-	4.30	-	-	-	-	4.30	-	-	4	47,528	206,792.36
36	FLOURMILL	31.00	-	31.00	-	-	-	-	31.00	-	-	45	389,398	11,724,684.25
37	FTNCOCOA	0.41	-	0.41	0.41	0.40	2.44	-	0.40	-0.01	-2.44	20	2,645,997	1,069,466.37
38	GLAXOSMITH	6.40	-	6.40	6.50	6.50	-	-	6.50	0.10	1.56	19	616,937	4,010,525.90
39	GUARANTY	31.25	31.45	31.45	31.45	30.55	2.86	31.30	31.30	0.05	0.16	517	37,289,690	1,162,136,537.65
40	GUINNESS	28.70	-	28.70	-	-	-	-	28.70	-	-	121	917,932	23,900,541.05
41	HONYFLOUR	1.42	-	1.42	1.39	1.30	6.47	1.30	1.30	-0.12	-8.45	67	2,954,783	3,915,072.10
42	IKEJAHOTEL	1.10	-	1.10	-	-	-	-	1.10	-	-	7	67,388	69,206.90
43	INTBREW	5.65	-	5.65	-	-	-	-	5.65	-	-	12	129,820	723,875.60
44	JAIZBANK	0.63	-	0.63	-	-	-	-	0.63	-	-	17	68,021	42,198.35
45	JAPAULGOLD	0.62	-	0.62	0.64	0.60	6.25	-	0.60	-0.02	-3.23	60	4,443,217	2,690,663.95
46	JBERGER	19.00	-	19.00	-	-	-	-	19.00	-	-	16	95,373	1,813,682.75
47	JOHNHOLT	0.54	-	0.54	-	-	-	-	0.54	-	-	1	100	50.00
48	LASACO	1.26	-	1.26	-	-	-	-	1.26	-	-	11	152,233	194,999.16
49	LEARNAFRCA	1.00	-	1.00	1.00	1.00	-	-	1.00	-	-	29	2,007,679	2,008,018.15
50	LINKASSURE	0.80	-	0.80	0.84	0.80	4.76	-	0.84	0.04	5.00	11	706,532	584,981.81

Prices for Securities Traded as of 22/04/2021

Printed 22/04/2021 15:01:06.006

S/N	COMPANY	PCLOSE	OOPEN	OPEN	HIGH	LOW	%SPREAD	OCLOSE	CLOSE	CHANGE	%CHANGI	TRADES	VOLUME	VALUE
51	LIVESTOCK	1.78	-	1.78	1.85	1.75	5.41	-	1.79	0.01 ↑	0.56	29	2,723,303	4,878,765.10
52	MANSARD	0.91	-	0.91	0.99	0.91	8.08	0.91	0.91	- ↑	1.10	62	4,117,224	3,843,642.23
53	MAYBAKER	4.10	-	4.10	-	-	-	-	4.10	- →	-	10	132,942	563,084.02
54	MBENEFIT	0.38	-	0.38	-	-	-	-	0.38	- →	-	11	248,014	94,450.32
55	MRS	10.90	-	10.90	-	-	-	-	10.90	- →	-	3	10,060	119,154.00
56	MTNN	165.00	-	165.00	-	-	-	-	165.00	- →	-	63	158,232	26,488,723.40
57	MULTIVERSE	0.20	-	0.20	0.20	0.20	-	-	0.20	- →	-	7	2,463,962	492,792.40
58	NAHCO	2.14	-	2.14	-	-	-	-	2.14	- →	-	14	207,116	445,764.18
59	NASCON	15.20	-	15.20	-	-	-	-	15.20	- →	-	8	4,575	65,345.00
60	NB	50.10	-	50.10	-	-	-	-	50.10	- →	-	33	125,536	6,361,980.60
61	NEIMETH	1.90	-	1.90	-	-	-	-	1.90	- →	-	4	33,381	63,274.25
62	NEM	2.00	-	2.00	-	-	-	-	2.00	- →	-	9	48,279	99,020.51
63	NESTLE	1,420.00	-	1,420.00	-	-	-	-	1,420.00	- →	-	30	5,943	8,515,321.10
64	NIGERINS	0.20	-	0.20	-	-	-	-	0.20	- →	-	2	96,500	19,300.00
65	NNFM	6.00	-	6.00	-	-	-	-	6.00	- →	-	1	5	31.00
66	NPFMCRFBK	1.91	-	1.91	-	-	-	-	1.91	- →	-	12	256,019	485,610.10
67	OANDO	3.03	-	3.03	3.26	3.03	7.06	3.15	3.15	0.12 ↑	3.96	93	3,747,200	11,762,336.66
68	OKOMUOIL	90.00	-	90.00	-	-	-	-	90.00	- →	-	15	132,759	12,196,907.90
69	PORTPAINT	2.38	-	2.38	2.40	2.40	-	-	2.40	0.02 ↑	0.84	8	515,661	1,246,406.21
70	PRESCO	72.00	-	72.00	-	-	-	-	72.00	- →	-	11	13,015	873,324.80
71	PRESTIGE	0.42	-	0.42	-	-	-	-	0.42	- →	-	1	43	19.78
72	PZ	5.05	-	5.05	5.40	5.20	3.70	-	5.40	0.35 ↑	6.93	61	2,391,686	12,665,541.35
73	REGALINS	0.25	-	0.25	-	-	-	-	0.25	- →	-	1	10,000	2,700.00
74	ROYALEX	0.36	-	0.36	0.35	0.34	2.86	-	0.34	-0.02 ↓	-5.56	5	1,166,922	399,453.48
75	SEPLAT	550.00	-	550.00	-	-	-	-	550.00	- →	-	8	199	110,410.00

Prices for Securities Traded as of 22/04/2021

Printed 22/04/2021 15:01:06.006

S/N	COMPANY	PCLOSE	OOPEN	OPEN	HIGH	LOW	%SPREAD	OCLOSE	CLOSE	CHANGE	%CHANGI	TRADES	VOLUME	VALUE
76	SFSREIT	68.60	-	68.60	-	-	-	-	68.60	-	-	2	600	45,000.00
77	SKYAVN	3.33	-	3.33	-	-	-	-	3.33	-	-	1	5,778	17,969.58
78	SOVRENINS	0.25	-	0.25	0.25	0.23	8.00	-	0.23	-0.02	-8.00	4	861,479	203,340.17
79	STANBIC	46.00	-	46.00	-	-	-	-	46.00	-	-	14	31,346	1,508,575.50
80	STERLNBANK	1.60	-	1.60	1.65	1.60	3.03	-	1.60	-	1.25	29	3,232,992	5,221,191.62
81	SUNUASSUR	0.66	-	0.66	0.60	0.60	-	-	0.60	-0.06	-9.09	1	100,000	60,000.00
82	TOTAL	135.90	-	135.90	-	-	-	-	135.90	-	-	21	47,905	5,876,778.00
83	TRANSCOHOT	3.25	-	3.25	-	-	-	-	3.25	-	-	4	111,000	333,570.00
84	TRANSCORP	0.82	-	0.82	0.81	0.80	1.23	-	0.80	-0.02	-2.44	56	11,137,699	8,918,059.32
85	TRIPPLEG	0.64	-	0.64	0.65	0.64	1.54	-	0.65	0.01	1.56	5	2,323,047	1,505,087.09
86	UACN	10.50	-	10.50	10.65	10.05	5.63	10.65	10.65	0.15	1.43	93	4,588,751	48,096,165.45
87	UAC-PROP	0.78	-	0.78	-	-	-	-	0.78	-	-	10	51,894	40,097.72
88	UBA	7.25	-	7.25	7.40	7.25	2.03	7.40	7.40	0.15	2.07	176	15,052,644	109,629,945.60
89	UBN	5.00	-	5.00	5.00	5.00	-	-	5.00	-	-	37	341,299	1,708,037.20
90	UCAP	5.40	-	5.40	5.40	5.40	-	-	5.40	-	-	56	1,024,345	5,555,340.01
91	UNILEVER	12.95	-	12.95	-	-	-	-	12.95	-	-	27	184,886	2,332,406.35
92	UNITYBNK	0.59	-	0.59	0.55	0.55	-	-	0.55	-0.04	-6.78	18	1,304,296	717,612.85
93	UNIVINSURE	0.20	-	0.20	0.20	0.20	-	-	0.20	-	-	18	8,085,000	1,617,000.00
94	UPDCREIT	5.60	-	5.60	-	-	-	-	5.60	-	-	2	250	1,500.00
95	UPL	1.28	-	1.28	-	-	-	-	1.28	-	-	8	133,148	186,407.20
96	VERITASKAP	0.20	-	0.20	-	-	-	-	0.20	-	-	2	60,000	12,000.00
97	VITAFOAM	8.40	-	8.40	8.40	8.40	-	-	8.40	-	-	16	182,299	1,533,818.90
98	WAPCO	21.90	-	21.90	21.90	21.90	-	-	21.90	-	-	64	783,362	16,938,475.00
99	WAPIC	0.45	-	0.45	0.46	0.45	2.17	-	0.46	0.01	2.22	34	2,751,476	1,263,986.05
100	WEMABANK	0.57	-	0.57	0.58	0.58	-	-	0.58	0.01	1.75	31	907,873	524,305.92

Prices for Securities Traded as of 22/04/2021






Printed 22/04/2021 15:01:06.006

S/N	COMPANY	PCLOSE	OOPEN	OPEN	HIGH	LOW	%SPREAD	OCLOSE	CLOSE	CHANGE	%CHANGI	TRADES	VOLUME	VALUE
101	ZENITHBANK	22.30	-	22.30	22.30	22.00	1.35	22.00	22.00	-0.30 ↓	-1.35	375	28,750,433	635,259,096.20
Total												3,656	228,111,660	2,635,921,777.89

Prices for Securities Traded as of 22/04/2021

Printed 22/04/2021 15:01:06.006

PRICES FOR ETF SECURITIES TRADED ON 22/04/2021

S/N	COMPANY	PCLOSE	OPEN	HIGH	LOW	%SPREAD	CLOSE	CHANGE	%CHANG	TRADES	VOLUME	VALUE
1	LOTUSHAL15	12.32	12.32	12.32	12.32	-	12.32		-	1	10	123.20
2	MERGROWTH	10.00	10.00	17.00	17.00	-	17.00		70.00	1	100	1,700.00
3	SIAMLETF40	118.21	118.21	118.21	118.21	-	118.21		-	1	900	106,389.00
4	VETGRIF30	16.00	16.00	16.45	16.00	2.74	16.45		2.81	6	31,402	502,436.50
5	VETINDEF	19.00	19.00	19.05	19.05	-	19.05		0.26	1	450	8,572.50
Total										10	32,862	619,221.20

Prices for Securities Traded as of 22/04/2021

Printed 22/04/2021 15:01:06.006

PRICES FOR BOND SECURITIES TRADED ON 22/04/2021

S/N	COMPANY	PCLOSE	OPEN	HIGH	LOW	%SPREAD	CLOSE	CHANGE	%CHANGE	TRADES	VOLUME	VALUE
1	FG132021S3	98.00	98.00	102.50	102.50	-	102.50	4.50 ↑	4.59	1	900	922,500.00
2	FG142037S2	139.00	139.00	119.05	119.05	-	119.05	-19.95 ↓	-14.35	1	5,300	6,309,650.00
3	FGSUK2027S3	100.80	100.80	110.00	100.75	8.41	110.00	9.20 ↑	9.13	3	2,200	2,401,508.40
Total										5	8,400	9,633,658.40